



VIDEO ENTRY SYSTEMS CATALOGUE 2018 - 19

CAME 
BPT

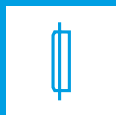
CAME.COM

CAME  BPT

GENERAL INDEX AND LEGEND OF SYMBOLS



Wall mounted



Recess
mounted



Intercom
version



Video intercom
version



3.5" display



4.3" display



5" display



7" display



Speaker audio



Version for
the hearing
impaired



Water and dust
protection



Shock
protection
rating

2	LEGEND OF SYMBOLS
10	GUIDE TO SELECTION: RECEIVERS
12	GUIDE TO SELECTION: ENTRY PANELS
14	RECEIVERS
14	AGATA
30	PERLA
42	OPALE
48	FUTURA
56	XTS
66	PORTER SWITCHBOARDS
66	MITHO-SB
70	ENTRY PANELS
70	LITHOS
74	THANGRAM
90	DIGITHA
98	MTM - MTM VR
133	SYSTEM COMPLEMENTS
142	KIT
156	ANALYTICAL INDEX BY CODE
156	ANALYTICAL INDEX BY ARTICLE

WE SPEAK ABOUT QUALITY LIVING, IN ALL OF THE WORLD'S LANGUAGES.

CAME has nourished people's needs for over 60 years by using technology as a key to a quality life. All our projects and ideas drive our innovation and focus to make people's lives as comfortable as possible. This is where our company's skills and experience come into play. We know how to blend the functionality and design that drives our excellent performance.

It's about knowing that you can count on professionals able to shape our innovations into solutions. It's about customizing proposals for automation and integrating them with the cutting-edge of connectivity and mobile technology. CAME and partners strive together to satisfy our ever-more-demanding and culturally diverse customer-base, with its varying needs for transforming their living space into much more intelligent, and safer homes.



CAME

Market leading group for Home & Building Automation providing a broad range of integrated, hi-tech solutions for private homes, public venues and urban spaces.

CAME BPT

An internationally renowned brand when it comes to realizing projects involving technology for video intercom, temperature control and security systems.

CAME PARKARE

A brand specialized in the automatic parking and parking meter segment, providing solutions that meet market needs and sustainable mobility.

CAME URBACO

An internationally leading brand of integrated access control systems, perimeter security, urban planning and automated traffic-flow control.

CAME GO

A brand specialized in designing and manufacturing garage doors and sectional doors, for residential and industrial settings, featuring manual and automated operation systems.

RESIDENTIAL SOLUTIONS



BUSINESS SOLUTIONS



URBAN SOLUTIONS



RESIDENTIAL SOLUTIONS

We pushed beyond the mere idea of Home Automation a 360-degree domestic vision, where every device is always integrated into and connected with people's lives. Today, we believe automation is at the heart of everything: from handling the entrances and blinds, to controlling awnings and shutters, including video intercom-entry systems, CCTV and burglar alarms.

BUSINESS SOLUTIONS

For every public venue, our offer provides the most sophisticated systems for controlling accesses and the most evolved solutions for burglar systems, video-intercom entry panels and barriers for parking facilities. Small and large companies, commercial enterprises, large buildings: CAME-branded Building-Automation operators provide control and safety in both small and large working environments.

URBAN SOLUTIONS

Our offer is geared to meet the different automation needs for urban planning and architectural scenarios. CAME solutions are engineered for managing safety and control in large works and for contributing to the planning of urban spaces so as to make them "Safe and Smart", as called for in today's fast-paced, metropolitan centres.

OUR WORLDWIDE NETWORK.

CAME is a worldwide network.

From its headquarters in Treviso – the heart of the group – **CAME coordinates six manufacturing plants in Italy, France, Spain and England, 26 branch offices, 480 licensed distributors and business partners located in 118 countries worldwide.**

The complexity involved in living spaces and in mobility flows require ever greater protection and security, plus enhanced reactive capacity and greater know-how that embrace an integrated and global vision of the world.

We are the technology partner for those projects that require integrated systems for improving the quality of our living space – whether private or public. Our products are made for controlling homes, managing urban venues and workplaces, of any kind, anywhere in the world.

Our Group shares common goals, which go well beyond our respective specializations: thanks to the synergies that exist among all the divisions and brands, we share a *modus operandi* that enriches our diversity.



THE AMERICAS

BRAZIL
Sao Paolo

CHILE
Santiago

MEXICO
Mexico City

PERU
Lima

USA
Miami

AFRICA

SOUTH AFRICA
Johannesburg

EUROPE

ITALY
Treviso
Milan

BELGIUM
Lessines

CROATIA
Opatija

FRANCE
Paris
Avignone

GERMANY
Stuttgart

EIRE
Dublin

HOLLAND
Breda

POLAND
Warsaw

PORTUGAL
Lisbon

RUSSIA
Moscow

SPAIN
Madrid
Barcelona

UNITED KINGDOM
Nottingham
Bristol
London

ASIA

UNITED ARAB EMIRATES
Dubai

INDIA
New Delhi



6

**PRODUCTION
PLANTS**

26

BRANCHES

480

**DISTRIBUTORS
AND PARTNERS
WORLDWIDE**

1460

CONTRACTORS

WHAT TRAINING MEANS TO CAME.

Professional of this trade have a tough job, which always requires upgrading and updating. Technical and product developments are not the only issues, however; you must also be up to date on regulatory standards and customer relations, as the latter are ever more demanding in terms of efficient service.

CAME proposes a series of initiatives geared for spreading knowledge about its products and services to refresh installers on new technologies and applicable laws and regulations. Our courses are extremely practical, giving our participants hands on knowledge which they can immediately apply.

“

**KNOWLEDGE IS
THE ONLY WAY
TO ACHEIVE OUR
GOALS.**

”

Paolo Menuzzo
CAME President



TO REGISTER:



Access the specific training page of the came.com website




Send your request to traininginternational@came.com



Call for more information at +39 0422 15 69 511 during business hours.

traininginternational@came.com offers, on request, structured training on specific needs as requested by trainees and provides a training schedule which includes calendar dates and training locations for the meetings.

Check the updated calendar for technical training courses and industry standards on the came.com site



OUR TEAM OF CERTIFIED TRAINERS

Exclusively made up of employees who have earned their certifications and have gained considerable experience in system design, sales and technical assistance.

They are currently working full-time on the training schedule of traininginternational@came.com

GUIDE TO SELECTION: RECEIVERS





DESCRIPTION		ENTRY PHONES		VIDEO ENTRY PHONES		
						
		AGATA AUDIO	PERLA AUDIO	AGATA VIDEO	PERLA VIDEO	
		Handset entry phone	Handsfree entry phone	Handset video entry phone with 3.5" LCD display	Handsfree video entry phone with 3.5" LCD display	
INSTALLING	Wall (l x h x d) (mm)	102 x 190 x 39	110 x 170 x 31	170 x 190 x 39	145 x 170 x 31	
	Built-in (l x h x d) (mm)	-	-	-	-	
	For table (accessory code)	KT A 61800680	KT A 61800680	KT V 62800550	KT V 62800550	
	Max. absorption	30 mA	80 mA	135 - 175 mA	200 mA	
SYSTEMS						
COMMANDS	Door opener	✓	✓	✓	✓	
	Automatic door opener	-	-	-	-	
	Cyclical selection	-	-	✓	✓	
	Auxiliary commands (no.)	✓ 1 (with AGATA P1 for 200 system)	✓ 2	✓ 2	✓ 2	
FUNCTIONS	Melodies	✓ (excluding 200 system)	✓	✓ (excluding 200 system)	✓	
	Intercom	✓ 6 (Building 200) 10 (Building X1 and XiP)	✓ 2	✓ 5 (Building 200) 8 (Building X1e and XiP)	✓ 8	
	Porter calling	✓ (with AGATA P1 for 200 system)	✓	✓	✓	
	In-conversation mute	-	-	-	✓	
	Ring exclusion	✓ (AGATA C F and Building)	✓	✓	✓	
	In-call zoom	-	-	-	-	
	Audio video recording	-	-	-	-	
	App licences included	-	-	-	-	
ADJUSTMENTS	Ring volume adjustment	✓ (AGATA C F and Building)	✓	✓	✓	
	Brightness adjustment	-	-	✓	✓	
	Contrast adjustment	-	-	✓ (B/W versions)	-	
	Colour adjustment	-	-	✓	✓	
	Pages	15	31	22	36	

The Agata, Opale and Perla video entry phone receivers are also available in a version with "T" type induction equipment interface device (for wearers of hearing aids). All the video entry phone receivers are provided with input for calling from the landing.

	VIDEO ENTRY PHONES			
				DESCRIPTION
	FUTURA	OPALE	XTS	
	Handsfree video entry phone with 7" LCD display	Handsfree video entry phone with 3.5" (Opale) or 4.3" (Opale W) LCD display	Handsfree video entry phone with 5" or 7" touch screen LCD display	
	212 x 161 x 29	158 x 138 x 31	185 x 129 x 24 (7") 138 x 98 x 24 (5")	INSTALLING
	212 x 161 x 10	158 X 138 X 9	185 x 129 x 11 (7") 138 x 98 x 11 (5")	
	KT VXL 62800570	KT V 62800550	XTS 7 KT - 840XC-0120 XTS 5 KT - 840XC-0130	
	300 - 500 mA	250 - 360 mA	350 - 520 mA	
				SYSTEMS
	✓	✓	✓	COMMANDS
	-	✓ (Opale Wide)	✓	
	✓	✓	✓	
	✓ ∞ (for IP360) 2 (for X1 and XiP)	✓ 10	✓ ∞	
	✓	✓	✓	FUNCTIONS
	✓ ∞ (for IP360) 8 (for X1 and XiP)	✓ 8	✓ ∞	
	✓	✓	✓	
	✓	✓	✓	
	✓	✓	✓	
	-	✓	-	
	✓ (FUTURA IP) (image memo FUTURA X2)	✓ (Opale Wide)	✓	
	-	-	19 (XTS 7IP), 4 (XTS 7)	ADJUSTMENTS
	✓	✓	✓	
	✓ (FUTURA X1 and X2)	✓	✓	
	✓ (FUTURA X2)	✓	-	
	✓ (FUTURA X1 and FUTURA X2)	✓	-	
	48	42	56	

GUIDE TO SELECTION: ENTRY PANELS

DESCRIPTION		MONOLITHIC		
				
		LITHOS	THANGRAM	
		Monolith entry panel with buttons, expandable to 4 calls	Semi-modular monolith entry panel	
INSTALLING	Wall (l x h x d) (mm)	99 x 207 x 30	99 x 254 x 25	
	Wall unit with rain cover (l x h x d) (mm)	102 x 209 x 50	104 x 253 x 46	
	Built-in (l x h x d) (mm)	135 x 243 x 7	127 x 280 x 1,2	
	Built-in unit with rain cover (l x h x d) (mm)	-	-	
SYSTEMS				
CHARACTERISTICS	Button call	✓	✓	
	Digital call	-	✓(with DNA or DCOMBO accessory)	
	Graphical display	-	✓(with DCOMBO accessory)	
	Key backlighting	BLUE LEDs	BLUE LEDs	
	Protection rating (IP)	IP54	IP54	
	Grade of impact resistance (IK)	-	-	
	Electrical locking output (12 V)	✓	✓	
	Relay with configurable activation	-	✓(only IP360 version)	
	Audio volume adjustment	✓	✓	
	Connection, command and timer adjustment of the electrical locking	✓	✓	
	Access Control	-	✓(with DNA or DCOMBO accessory)	
	Visual indications for the disabled	-	✓	
	Speech synthesis of messages	-	-	
	Use without server (Serverless)	-	✓(only IP360 version)	
	Pages	70	74	

	MONOLITHIC	MODULAR		
				DESCRIPTION
	DIGITHA	MTM	MTM VR	
	Digital monolith entry panel	Modular external unit with standard finish	Modular entry panel with vandal-proof finish	
	-	-	-	INSTALLING
	145 x 383 x 64	135 x h* x 64 h = 140, 230, 320 or 410	135 x h* x 64 h = 140, 230, 320 or 410	
	140 X 380 X 2	130 x h* x 13 h = 136, 226, 316 or 406	130 x h* x 15 h = 136, 226, 316 or 406	
	144 x 382 x 20	136 x h* x 34 h = 137, 227, 317 or 407	136 x h* x 34 h = 137, 227, 317 or 407	
				SYSTEMS
	-	✓	✓	
	✓	✓	✓	
	✓	✓	✓	
	WHITE LEDs (from RFID reader)	BLUE AND WHITE LEDs	BLUE AND WHITE LEDs	CHARACTERISTICS
	IP54	IP54	IP54	
	-	IK07	IK09	
	✓	✓	✓	
	-	✓ (excluding Audio Lite)	✓ (excluding Audio Lite)	
	✓	✓	✓	
	✓	✓	✓	
	✓	✓	✓	
	✓	✓ (excluding Audio Lite)	✓ (excluding Audio Lite)	
	✓	✓ (excluding Audio Lite)	✓ (excluding Audio Lite)	
	-	✓ (only IP360 version)	✓ (only IP360 version)	
	90	98	100	

HANDSET ENTRY PHONE AND VIDEO ENTRY PHONE



COMPATIBLE SYSTEMS



Wall mounted
39 mm thick



Intercom version



Video intercom
version



3.5" display



Handset

Want to see clearly and still have a handset? Choose Agata Video, our line of handset video intercoms. Sleek design, glossy white color, 3.5" color screen and many functions. Agata Video comes in two versions: Basic and Building (from 1 to 8 intercoms and "Panic" button for emergency calls to the porter). It also comes in the Building version with local power supply. All models feature two keys with blue backlight for activating the main functions. The settings are simple and user-friendly: color, brightness and ring volume. Agata is also available in the entry phone version with the Agata Audio models.

PLUS

Handset audio

Auxiliary/porter call functions

Self-inserting video from entry panels

Adjust/exclude ringtone (with alert LED when excluded)

Intercom calls

"Panic" button for emergency call to the porter

Program melodies depending on the type of call

Master/Slave function and video relaying

AVAILABLE VERSIONS

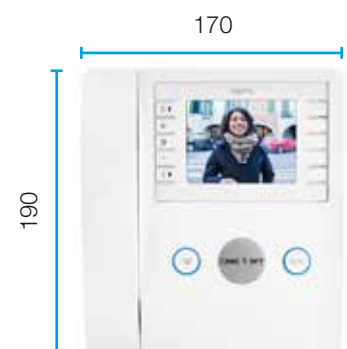



Intercom version



Video intercom version

DIMENSIONS (MM)





PLUS

- Door opener
- Program melodies depending on the type of call
- Auxiliary key/porter call



AGATA C
60240050

TECHNICAL CHARACTERISTICS

MODELS	AGATA C
Dimensions (mm)	102 x 190 x 39
Power supply by BUS (V)	15 ÷ 20 DC
Absorption by BUS (mA)	30
Consumption in stand-by mode (mA)	<0,5
Operating temperature (°C)	+5 ÷ +40
Protection rating (IP)	30
Color	White

CODE	DESCRIPTION
AGATA C 60240050	Handset intercom, 1 programmable AUX key - white. Wall entry phone featuring 2 main keys that enable door opening and 1 programmable auxiliary command. Switch for lowering the ringtone volume. Designed for wall installation on a 503 (vertical) box and on a Ø 60 mm round box. Compatible with X1 and XIP system.





PLUS

- Door opener
- Auxiliary key/porter call
- Ringtone exclusion/adjustment tab
- Up to 10 intercom calls
- "Panic" button for calling the porter
- Program melodies depending on the type of call
- Call forwarding to other extension

AGATA C/B 60240060

TECHNICAL CHARACTERISTICS

MODELS	AGATA C/B
Dimensions (mm)	102 x 190 x 39
Power supply by BUS (V)	15 ÷ 20 DC
Absorption by BUS (mA)	30
Consumption in stand-by mode (mA)	<0,5
Operating temperature (°C)	+5 ÷ +40
Protection rating (IP)	30
Color	White

CODE

DESCRIPTION

AGATA C/B
60240060

Handset intercom, 1 programmable AUX key - white. Building version with 10 intercom calls.

Wall-mounted intercom with 2 main keys for door opening and 1 programmable auxiliary control. With on tab for adjusting/excluding the ringtone, with alert LED when excluded. Suitable for multi-user systems as it allows 10 intercom calls and is equipped with the "Panic" button for the emergency call to the porter. Made for wall installation on vertical 503 box and on round Ø 60 mm box. Compatible with the X1 and XIP systems.





PLUS

- Door opener
- Auxiliary key/porter call
- Ringtone exclusion/adjustment tab
- Program melodies depending on the type of call

AGATA C F
60240090

TECHNICAL CHARACTERISTICS

MODELS	AGATA C F
Dimensions (mm)	102 x 190 x 39
Power supply by BUS (V)	15 ÷ 20 DC
Absorption by BUS (mA)	30
Consumption in stand-by mode (mA)	<0,5
Operating temperature (°C)	+5 ÷ +40
Protection rating (IP)	30
Color	White

CODE

DESCRIPTION

AGATA C F
60240090

**Handset intercom, 1 programmable AUX key - white. With tab for adjusting/
excluding the ringer.**

Wall-mounted intercom with 2 main keys for door opening and 1 programmable auxiliary control. With on tab for adjusting/excluding the ringtone, with alert LED when excluded. Made for wall installation on vertical 503 box and on round Ø 60 mm box. Compatible with the X1 and XIP systems.





200

PLUS

- Door opener
- Auxiliary command (optional)

AGATA C 200

60240030

TECHNICAL CHARACTERISTICS

MODELS	AGATA C 200
Dimensions (mm)	102 x 190 x 39
Operating temperature (°C)	+5 ÷ +40
Protection rating (IP)	30
Color	White

CODE

DESCRIPTION

AGATA C 200
60240030

White handset entry phone.

Wall entry phone featuring 1 key for door opening. Designed for wall installation on a 503 (vertical) box and on a Ø 60 mm round box. Key for optional auxiliary command (AGATA P1) can be added. Compatible with 200 system.





PLUS

- Door opener
- Auxiliary command
- Ringtone exclusion/adjustment tab
- Up to 6 Intercom calls
- Call forwarding to other extension



AGATA C/B 200
60240040

TECHNICAL CHARACTERISTICS

MODELS	AGATA C/B 200
Dimensions (mm)	102 x 190 x 39
Operating temperature (°C)	+5 ÷ +40
Protection rating (IP)	30
Color	White

CODE	DESCRIPTION
------	-------------

AGATA C/B 200
60240040

White handset entry phone, 1 programmable AUX key. Building versions with 6 Intercom calls.

Wall entry phone featuring 2 main keys that enable door opening and 1 auxiliary command. Includes 1 lever that enables the adjustment/exclusion of the ringtone (with LED indicator when excluded). Suitable for multi-user systems since it allows 6 intercom calls. Designed for wall installation on a 503 (vertical) box and on a Ø 60 mm round box. Compatible with 200 system.



Accessories

CODE	DESCRIPTION
KT A 61800680	Desktop stand for intercom indoor receivers of the Agata Audio and Perla Audio series. Plexiglass 10 mm-thick stand, supplied with white RJ45 cable and terminal board cover with PMMA laminate - metallic gray.







PLUS

- Door opener
- 3.5" LCD display, black or white
- Two keys for activating the auxiliary/porter call functions
- Self-inserting video of entry panels with cyclic selection
- Key for adjusting/excluding the ringtone (with alert LED when excluded)
- Screen contrast and brightness settings
- Program melodies depending on the type of call
- Video bouncing function among indoor receiver during simultaneous calls
- Master/Slave function

AGATA V 62100460

TECHNICAL CHARACTERISTICS

MODELS	AGATA V
Dimensions (mm)	170 x 190 x 39
Power supply by BUS (V)	15 ÷ 20 DC
Absorption by BUS (mA)	175
Consumption in stand-by mode (mA)	<1
Operating temperature (°C)	+5 ÷ +40
Protection rating (IP)	30
Video standard	PAL/NTSC
Display	3.5" TFT LCD
Color	White

CODE

DESCRIPTION

AGATA V 62100460

Handset video intercom, 3.5" black and white LCD display, 2 programmable AUX keys - white.

Wall monitor with 3.5" black and white LCD display. The ringtone adjust/exclude keys, contrast and brightness keys and 2 auxiliary keys are on the left. The main keys are clearly visible and backlit, for door opening and self-insertion of entry panel videos. It features a Master/Slave function and a video relaying between extensions function for simultaneous calls. It includes brace for wall-mounting on horizontal or vertical 503 box, 506E box and Ø 60 mm round box. Compatible with the X1 and XIP systems.





PLUS

- Door opener
- 3.5" LCD display
- Two keys for activating the auxiliary/porter call functions
- Self-inserting video of entry panels with cyclic selection
- Key for adjusting/excluding the ringtone (with alert LED when excluded)
- Color saturation and screen brightness settings
- Program melodies depending on the type of call
- Video bouncing function among indoor receiver during simultaneous calls
- Master/Slave function



AGATA VC 62100370

TECHNICAL CHARACTERISTICS

MODELS	AGATA VC
Dimensions (mm)	170 x 190 x 39
Power supply by BUS (V)	15 ÷ 20 DC
Absorption by BUS (mA)	175
Consumption in stand-by mode (mA)	<1
Operating temperature (°C)	+5 ÷ +40
Protection rating (IP)	30
Video standard	PAL/NTSC
Display	3.5" TFT LCD
Color	White

CODE

DESCRIPTION

AGATA VC 62100370

Handset video intercom, 3.5" LCD display, 2 programmable AUX keys - white.

Wall monitor with 3,5" color LCD display. The adjust/exclude ringtone, color saturation and brightness adjustment keys and the 2 auxiliary keys are on the left.

The main keys are clearly visible and backlit, for door opening and self-insertion of videos from the entry panel. It is equipped with a Master/Slave function and a video relaying between extensions function for simultaneous calls. It includes brace for wall-mounting on horizontal or vertical 503 box, 506E box and Ø 60 mm round box. Compatible with the X1 and XiP systems.





PLUS

- Door opener
- 3.5" LCD display
- Two keys for activating the auxiliary/porter call
- Self-inserting video of entry panels with cyclic selection
- Key for adjusting/excluding the ringtone (with alert LED when excluded)
- Color saturation and screen brightness settings
- Up to 8 intercom calls
- "Panic" button for emergency call to the porter
- Program melodies depending on the type of call
- Video bouncing function among indoor receiver during simultaneous calls
- Master/Slave function

AGATA VC/B 62100380

TECHNICAL CHARACTERISTICS

MODELS	AGATA VC/B
Dimensions (mm)	170 x 190 x 39
Power supply by BUS (V)	15 ÷ 20 DC
Absorption by BUS (mA)	175
Consumption in stand-by mode (mA)	<1
Operating temperature (°C)	+5 ÷ +40
Protection rating (IP)	30
Video standard	PAL/NTSC
Display	3.5" TFT LCD
Color	White

CODE

DESCRIPTION

AGATA VC/B 62100380

Handset video intercom, 3.5" LCD display, 2 programmable AUX keys - white. Building version with 8 Intercom calls.

Wall monitor with 3,5" color LCD display. The adjust/exclude ringtone keys, the color and brightness saturation setting keys and the 2 auxiliary keys are on the left. The main keys are clearly visible and backlit, for door opening and self-insertion of video from the entry panel. It is equipped with a Master/Slave function and a video relaying between extensions function for simultaneous calls. Suitable for multi-user systems, with up to 8 intercom calls and with the "Panic" button for the emergency calls to the porter. It includes brace for wall-mounting on horizontal or vertical 503 box, 506E box and Ø 60 mm round box. Compatible with the X1 and XIP systems.





PLUS

- Suitable for hearing aid users
- Door opener
- 3.5" LCD display, black or white
- Two keys for activating the auxiliary/porter call functions
- Self-inserting video of entry panels with cyclic selection
- Key for adjusting/excluding the ringtone (with alert LED when excluded)
- Screen contrast and brightness settings
- Program melodies depending on the type of call
- Video bouncing function among indoor receiver during simultaneous calls
- Master/Slave function



AGATA V BF 62100480

TECHNICAL CHARACTERISTICS

MODELS	AGATA V BF
Dimensions (mm)	170 x 190 x 39
Power supply by BUS (V)	15 ÷ 20 DC
Absorption by BUS (mA)	175
Consumption in stand-by mode (mA)	<1
Operating temperature (°C)	+5 ÷ +40
Protection rating (IP)	30
Video standard	PAL/NTSC
Display	3.5" TFT LCD
Color	White

CODE

DESCRIPTION

AGATA V BF 62100480

Handset video intercom, 3.5" black and white LCD display, 2 programmable AUX keys - white. Hearing aid function for hearing aid users.

Wall monitor with 3.5" black and white LCD display. The ringtone adjust/exclude keys, contrast and brightness keys and 2 auxiliary keys are on the left. The main keys are clearly visible and backlit, for door opening and self-insertion of entry panel videos. It is equipped with a Master/Slave function and a video relaying between extensions function for simultaneous calls. With an audio-frequency induction system for hearing aids, in the "T" position. It includes brace for wall-mounting on horizontal or vertical 503 box, 506E box and Ø 60 mm round box. Compatible with the X1 and XIP systems.





PLUS

- Suitable for hearing aid users
- Door opener
- 3.5" LCD display
- Two keys for activating the auxiliary/porter call functions
- Self-inserting video of entry panels with cyclic selection
- Key for adjusting/excluding the ringtone (with alert LED when excluded)
- Color saturation and screen brightness settings
- Program melodies depending on the type of call
- Video bouncing function among indoor receiver during simultaneous calls
- Master/Slave function

AGATA VC BF 62100430

TECHNICAL CHARACTERISTICS

MODELS	AGATA VC BF
Dimensions (mm)	170 x 190 x 39
Power supply by BUS (V)	15 ÷ 20 DC
Absorption by BUS (mA)	175
Consumption in stand-by mode (mA)	<1
Operating temperature (°C)	+5 ÷ +40
Protection rating (IP)	30
Video standard	PAL/NTSC
Display	3.5" TFT LCD
Color	White

CODE

DESCRIPTION

AGATA VC BF 62100430

Handset video intercom, 3.5" LCD display, 2 programmable AUX keys - white. Special version for hearing aid carriers.

Wall monitor with 3.5" color LCD display. The adjust/exclude ringtone keys, contrast and brightness keys and 2 auxiliary keys are on the left. The main keys are clearly visible and backlit, for door opening and self-insertion of entry panel videos. It is equipped with a Master/Slave function and a video relaying between extensions function for simultaneous calls. With an audio-frequency induction system for hearing aids, in the "T" position. It includes brace for wall-mounting on horizontal or vertical 503 box, 506E box and Ø 60 mm round box. Compatible with the X1 and XIP systems.





PLUS

- Suitable for hearing aid users
- Door opener
- 3.5" LCD display
- Two keys for activating the auxiliary/porter call functions
- Self-inserting video of entry panels with cyclic selection
- Key for adjusting/excluding the ringtone (with alert LED when excluded)
- Color saturation and screen brightness settings
- Up to 8 intercom calls
- "Panic" button for emergency call to the porter
- Program melodies depending on the type of call
- Video bouncing function among indoor receiver during simultaneous calls
- Master/Slave function



AGATA VC/B BF

62100440

TECHNICAL CHARACTERISTICS

MODELS	AGATA VC/B BF
Dimensions (mm)	170 x 190 x 39
Power supply by BUS (V)	15 ÷ 20 DC
Absorption by BUS (mA)	175
Consumption in stand-by mode (mA)	<1
Operating temperature (°C)	+5 ÷ +40
Protection rating (IP)	30
Video standard	PAL/NTSC
Display	3.5" TFT LCD
Color	White

CODE

DESCRIPTION

AGATA VC/B BF
62100440

Handset video intercom, 3.5" LCD display, 2 programmable AUX keys - white.
Building version with 8 Intercom calls and hearing function for hearing aid users.

Wall monitor with 3.5" color LCD display. The adjust/exclude ringtone keys, contrast and brightness keys and 2 auxiliary keys are on the left. The main keys are clearly visible and backlit, for door opening and self-insertion of videos from the entry panel. It is equipped with a Master/Slave function and a video relaying between extensions function for simultaneous calls. Suitable for multi-user systems, with up to 8 intercom calls and with "Panic" button for emergency calls to the porter. With an audio-frequency induction system for hearing aids, in the "T" position. It includes brace for wall-mounting on horizontal or vertical 503 box, 506E box and Ø 60 mm round box. Compatible with the X1 and XiP systems.





PLUS

- Power supply over bus or from local (14 to 18 V DC)
- Door opener
- 3.5" LCD display
- Two keys for activating the auxiliary/porter call functions
- Self-inserting video of entry panels with cyclic selection
- Key for adjusting/excluding the ringtone (with alert LED when excluded)
- Color saturation and screen brightness settings
- Up to 8 intercom calls
- "Panic" button for emergency call to the porter
- Program melodies depending on the type of call
- Video bouncing function among indoor receiver during simultaneous calls
- Master/Slave function
- Call forwarding to other extension

AGATA VC/B-L

62100580

TECHNICAL CHARACTERISTICS

MODELS	AGATA VC/B-L
Dimensions (mm)	170 x 190 x 39
Power supply by BUS (V)	15 ÷ 20 DC
Absorption by BUS (mA)	170
Local power supply (V)	14 ÷ 18 DC
Local absorption (mA)	135
Consumption in stand-by mode (mA)	<1
Operating temperature (°C)	+5 ÷ +40
Protection rating (IP)	30
Video standard	PAL/NTSC
Display	3.5" TFT LCD
Color	White

CODE

DESCRIPTION

AGATA VC/B-L 62100580

Handset video intercom, 3.5" LCD display, 2 programmable AUX keys - white. Building version with 8 Intercom calls, set up to work on local power supply.

Wall monitor with 3.5" color LCD display. The adjust/exclude ringtone keys, contrast and brightness keys and 2 auxiliary keys are on the left. The main keys are clearly visible and backlit, for door opening and self-insertion of videos from the entry panel. It is equipped with a Master/Slave function and a video relaying between extensions function for simultaneous calls. Suitable for multi-user systems, with up to 8 intercom calls and with "Panic" button for emergency calls to the porter. Fitted with switch for choosing between bus or local power supply (14 to 18 V DC). It includes brace for wall-mounting on horizontal or vertical 503 box, 506E box and Ø 60 mm round box. Compatible with the X1 and XIP systems.



Accessories

CODE	DESCRIPTION
KT V 62800550	Desktop stand for video entry panels of the Agata Video, Perla Video and Opale series. Plexiglass 10 mm-thick stand, supplied with white RJ45 cable and terminal board cover with PMMA laminate - metallic gray.





COMPATIBLE SYSTEMS



Wall mounted
31 mm thick



Intercom version



Video intercom
version



3.5" display



Speaker audio

Want to see clearly without the handset? Choose Perla Video, our unique featured, elegantly-designed speaker video intercom.

The central blue-backlit dial is for activating the numerous functions available. The 3.5" LCD display ensures brilliant colors and excellent video quality. Available in 2 colors, black and white, Perla Video is particularly suitable for our Building-type systems. It has up to 8 intercom calls and a "Panic" button for emergency calls to the porter.

PLUS

Speaker audio

Auxiliary/porter call functions

Intercom calls

"Panic" button for emergency call to the porter

Adjust/exclude ringtone (with alert LED when excluded)

Self-inserting video from entry panels

Video answering service and video recording

POE power supply

AVAILABLE VERSIONS

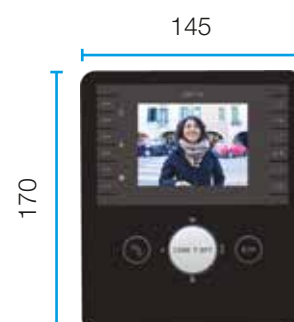


Intercom version



Video intercom version

DIMENSIONS (MM)





PLUS

- Door opener
- Speaker audio
- Two keys for activating the auxiliary/porter call
- Ringtone volume adjust/exclude keys, with alert LED when excluded
- 2 intercom calls
- Program melodies depending on the type of call

PEC BI
60540010

TECHNICAL CHARACTERISTICS

MODELS	PEC BI
Dimensions (mm)	110 x 170 x 31
Power supply by BUS (V)	15 ÷ 20 DC
Absorption by BUS (mA)	80
Consumption in stand-by mode (mA)	<1
Operating temperature (°C)	+5 ÷ +40
Protection rating (IP)	30
Color	White

CODE

DESCRIPTION

PEC BI
60540010

Speaker intercom, 2 programmable AUX keys - white.

Wall-hung intercom with 2 main keys for opening the door and activating communication, featuring a central dial for controlling 2 auxiliary commands and 2 intercom calls. Equipped with buttons for adjusting/excluding the ringtone. It includes brace for wall-mounting on a vertical 503-type box and on round Ø 60 mm box. Compatible with the X1 and XIP systems.





PLUS

- Door opener
- Speaker audio
- Two keys for activating the auxiliary/porter call
- Ringtone volume adjust/exclude keys, with alert LED when excluded
- 2 intercom calls
- Program melodies depending on the type of call

PEC NF 60540020

TECHNICAL CHARACTERISTICS

MODELS	PEC NF
Dimensions (mm)	110 x 170 x 31
Power supply by BUS (V)	15 ÷ 20 DC
Absorption by BUS (mA)	80
Consumption in stand-by mode (mA)	<1
Operating temperature (°C)	+5 ÷ +40
Protection rating (IP)	30
Color	Black

CODE

DESCRIPTION

PEC NF
60540020

Speaker intercom, 2 programmable AUX keys - black.

Wall-hung intercom with 2 main keys for opening the door and activating communication, featuring a central dial for controlling 2 auxiliary commands and 2 intercom calls. Equipped with buttons for adjusting/excluding the ringtone. It includes brace for wall-mounting on a vertical 503-type box and on round Ø 60 mm box. Compatible with the X1 and XIP systems.



IP360



PLUS

- Speaker audio
- PoE (Powered over Ethernet) power supply
- 4 programmable keys for activating up to 6 commands and/or functions
- Ringtone volume adjust/exclude keys, with alert LED when excluded
- Automatic door opener
- Porter call

PEC IP WH
840CC-0010

TECHNICAL CHARACTERISTICS

MODELS	PEC IP WH
Dimensions (mm)	110 x 170 x 31
PoE power supply	Class 2 (<6.5W) – Not isolated
Operating temperature (°C)	+5 ÷ +40
Protection rating (IP)	30
Color	White

CODE	DESCRIPTION
PEC IP WH 840CC-0010	IP speaker intercom, 4 programmable buttons - white. Wall-hung intercom with 2 main keys for opening the door and activating communication, featuring a central dial for controlling 4 programmable buttons for activating up to 6 controls and/or functions. Equipped with buttons for adjusting/excluding the ringtone. It includes brace for wall-mounting on a vertical 503-type box and on round Ø 60 mm box. Compatible with IP360 system.





PLUS

- Speaker audio
- PoE (Powered over Ethernet) power supply
- 4 programmable keys for activating up to 6 commands and/or functions
- Ringtone volume adjust/exclude keys, with alert LED when excluded
- Automatic door opener
- Porter call

PEC IP BK 840CC-0020

TECHNICAL CHARACTERISTICS

MODELS	PEC IP BK
Dimensions (mm)	110 x 170 x 31
PoE power supply	Class 2 (<6.5W) – Not isolated
Operating temperature (°C)	+5 ÷ +40
Protection rating (IP)	30
Color	Black

CODE

DESCRIPTION

PEC IP BK 840CC-0020

IP speaker intercom, 4 programmable buttons - black.

Wall-hung intercom with 2 main keys for opening the door and activating communication, featuring a central dial for controlling 4 programmable buttons for activating up to 6 controls and/or functions. Equipped with buttons for adjusting/excluding the ringtone. It includes brace for wall-mounting on a vertical 503-type box and on round Ø 60 mm box. Compatible with IP360 system.



Accessories

CODE	DESCRIPTION
------	-------------

KT A

61800680

Desktop stand for intercom indoor receivers of the Agata Audio and Perla Audio series.

Plexiglass 10 mm-thick stand, supplied with white RJ45 cable and terminal board cover with PMMA laminate - metallic gray.





PLUS

- Door opener
- Speaker audio
- 3.5" LCD display
- Two keys for activating the auxiliary/porter call
- Self-inserting video of entry panels with cyclic selection
- Ringtone volume setting keys
- Exclude ringtone and give LED alert
- Color saturation and screen brightness settings
- Up to 8 intercom calls
- "Panic" button for emergency call to the porter
- Program melodies depending on the type of call
- Video bouncing function among indoor receiver during simultaneous calls
- Master/Slave function

PEV BI 62100180

TECHNICAL CHARACTERISTICS

MODELS	PEV BI
Dimensions (mm)	145 x 170 x 31
Power supply by BUS (V)	15 ÷ 20 DC
Absorption by BUS (mA)	200
Consumption in stand-by mode (mA)	<1
Operating temperature (°C)	+5 ÷ +40
Protection rating (IP)	30
Video standard	PAL/NTSC
Display	3.5" TFT LCD
Color	White

CODE

DESCRIPTION

PEV BI 62100180

Speaker video intercom with 3.5" LCD display, 2 programmable AUX keys - white.

Wall monitor with 3,5" color LCD display. The keys for ringtone adjustment, color saturation adjustment and brightness are on the left, while the keys for making up to 8 intercom calls and the "Panic" key for emergency requests to the porter are on the right. The main keys are clearly visible and backlit, allowing door opening and activation of communication, while the central dial is for managing the 2 auxiliary commands and self-inserting entry panel videos, plus excluding the ringtone (with LED signaling when the latter is excluded). It is equipped with a Master/Slave function and a video relaying between extensions function for simultaneous calls. It comes with a brace for installing in a horizontal or vertical 503-type box and in a Ø 60 mm round box. Compatible with the X1 and XIP systems.





PLUS

- Door opener
- Speaker audio
- 3.5" LCD display
- Two keys for activating the auxiliary/porter call
- Self-inserting video of entry panels with cyclic selection
- Ringtone volume setting keys
- Exclude ringtone and give LED alert
- Color saturation and screen brightness settings
- Up to 8 intercom calls
- "Panic" button for emergency call to the porter
- Program melodies depending on the type of call
- Video bouncing function among indoor receiver during simultaneous calls
- Master/Slave function



PEV NF
62100190

TECHNICAL CHARACTERISTICS

MODELS	PEV NF
Dimensions (mm)	145 x 170 x 31
Power supply by BUS (V)	15 ÷ 20 DC
Absorption by BUS (mA)	200
Consumption in stand-by mode (mA)	<1
Operating temperature (°C)	+5 ÷ +40
Protection rating (IP)	30
Video standard	PAL/NTSC
Display	3.5" TFT LCD
Color	Black

CODE

DESCRIPTION

PEV NF
62100190

Speaker video intercom with 3.5" LCD display, 2 programmable AUX keys - black.

Wall monitor with 3,5" color LCD display. The keys for ringtone adjustment, color saturation adjustment and brightness are on the left, while the keys for making up to 8 intercom calls and the "Panic" key for emergency requests to the porter are on the right. The main keys are clearly visible and backlit, allowing door opening and activation of communication, while the central dial is for managing the 2 auxiliary commands and self-inserting entry panel videos, plus excluding the ringtone (with LED signaling when the latter is excluded). It is equipped with a Master/Slave function and a video relaying between extensions function for simultaneous calls. It comes with a brace for installing in a horizontal or vertical 503-type box and in a Ø 60 mm round box. Compatible with the X1 and XIP systems.





PLUS

- Suitable for hearing aid users
- Door opener
- Speaker audio
- 3.5" LCD display
- Two keys for activating the auxiliary/porter call
- Self-inserting video of entry panels with cyclic selection
- Ringtone volume setting keys
- Exclude ringtone and give LED alert
- Color saturation and screen brightness settings
- Up to 8 intercom calls
- "Panic" button for emergency call to the porter
- Program melodies depending on the type of call
- Video bouncing function among indoor receiver during simultaneous calls
- Master/Slave function

PEV BI BF 62100230

TECHNICAL CHARACTERISTICS

MODELS	PEV BI BF
Dimensions (mm)	145 x 170 x 31
Power supply by BUS (V)	15 ÷ 20 DC
Absorption by BUS (mA)	200
Consumption in stand-by mode (mA)	<1
Operating temperature (°C)	+5 ÷ +40
Protection rating (IP)	30
Video standard	PAL/NTSC
Display	3.5" TFT LCD
Color	White

CODE

DESCRIPTION

PEV BI BF 62100230

Speaker video intercom with 3.5" LCD display, 2 programmable AUX keys - white. Hearing aid function for hearing aid users.

Wall monitor with 3,5" color LCD display. The keys for ringtone adjustment, color saturation adjustment and brightness are on the left, while the keys for making up to 8 intercom calls and the "Panic" key for emergency requests to the porter are on the right. The main keys are clearly visible and backlit, allowing door opening and activation of communication, while the central dial is for managing the 2 auxiliary commands and self-inserting entry panel videos, plus excluding the ringtone (with LED signaling when the latter is excluded). It is equipped with a Master/Slave function and a video relaying between extensions function for simultaneous calls. It features a built-in audio-frequency induction system for hearing aids in the "T" position. It includes brace for wall-mounting on horizontal or vertical 503-type boxes and Ø 60 mm round box. Compatible with the X1 and XIP systems.





PLUS

- Suitable for hearing aid users
- Door opener
- Speaker audio
- 3.5" LCD display
- Two keys for activating the auxiliary/porter call
- Self-inserting video of entry panels with cyclic selection
- Ringtone volume setting keys
- Exclude ringtone and give LED alert
- Color saturation and screen brightness settings
- Up to 8 intercom calls
- "Panic" button for emergency call to the porter
- Program melodies depending on the type of call
- Video bouncing function among indoor receiver during simultaneous calls
- Master/Slave function

PEV NF BF
62100240

TECHNICAL CHARACTERISTICS

MODELS	PEV NF BF
Dimensions (mm)	145 x 170 x 31
Power supply by BUS (V)	15 ÷ 20 DC
Absorption by BUS (mA)	200
Consumption in stand-by mode (mA)	<1
Operating temperature (°C)	+5 ÷ +40
Protection rating (IP)	30
Video standard	PAL/NTSC
Display	3.5" TFT LCD
Color	Black

CODE

DESCRIPTION

PEV NF BF
62100240

Speaker video intercom with 3.5" LCD display, 2 programmable AUX keys - black. Hearing aid function for hearing aid users.

Wall monitor with 3,5" color LCD display. The keys for ringtone adjustment, color saturation adjustment and brightness are on the left, while the keys for making up to 8 intercom calls and the "Panic" key for emergency requests to the porter are on the right. The main keys are clearly visible and backlit, allowing door opening and activation of communication, while the central dial is for managing the 2 auxiliary commands and self-inserting entry panel videos, plus excluding the ringtone (with LED signaling when the latter is excluded). It is equipped with a Master/Slave function and a video relaying between extensions function for simultaneous calls. It features a built-in audio-frequency induction system for hearing aids in the "T" position. It includes brace for wall-mounting on horizontal or vertical 503-type boxes and Ø 60 mm round box. Compatible with the X1 and XIP systems.



Accessories

CODE	DESCRIPTION
KT V 62800550	Desktop stand for video entry panels of the Agata Video, Perla Video and Opale series. Plexiglass 10 mm-thick stand, supplied with white RJ45 cable and terminal board cover with PMMA laminate - metallic gray.







COMPATIBLE SYSTEMS



Recess mounted
9 mm thick



Wall mounted
30.9 mm thick



Video intercom
version



3.5" display



4.3" display



Version for the
hearing impaired



Speaker audio

Looking for a discreet but elegant minimalist solution? Choose Opale. The 4.3" touch screen display in the Wide version allows you to easily browse the many functions offered. The distinctive central dial and 2 main keys with blue backlighting are for managing the main functions. The answering machine function is very useful when there is no answer. Opale is particularly suitable for apartment block settings as it is equipped with 8 intercom calls and panic button for emergency calls to the porter. Opale comes in standard or Wide version, and for both you can choose between white or black color.

PLUS

Full-Duplex/Half-Duplex speaker audio

Intercom calls

Image zooming during conversation

Auxiliary/porter call functions

Call forwarding

Programmable automatic door-opener function

Video answering service

"Panic" button for emergency call to the porter

Adjust/exclude ringtone (with alert LED when excluded)

Program melodies depending on the type of call

Master/Slave function and video relaying

Power supply from bus or local source

AVAILABLE VERSIONS

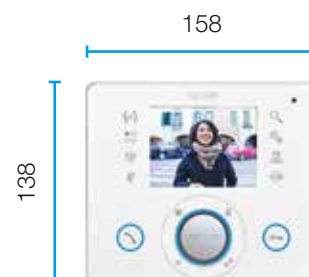



Wide version



Normal version

DIMENSIONS (MM)





PLUS

- Door opener
- 4.3" touch-screen display
- Up to 8 intercom calls
- Image zooming during conversation
- Activate/exclude audio during conversation
- Two keys for activating the auxiliary/porter call functions
- Up to 10 auxiliary controls
- Call forwarding to other extensions
- Automatic door-opener function with weekly scheduling
- Video answering service when incoming calls get no answer
- "Panic" key for emergency calls to the porter
- Ringtone settings
- Color saturation, screen contrast and brightness settings
- Exclude ringtone key (the alert LED lights up when silenced)
- Program melodies depending on the type of call
- Automatic door-opener function with weekly scheduling
- Power supply from bus or local source



OPALE W WHITE

62100250

TECHNICAL CHARACTERISTICS

MODELS	OPALE W WHITE
Dimensions (mm)	158 x 138 x 28
Power supply by BUS (V)	15 ÷ 20 DC
Separate X2 power supply	16 ÷ 18 DC
Consumption in stand-by mode (mA)	<2,5
Max. absorption (mA)	360
Operating temperature (°C)	0 ÷ +35
Protection rating (IP)	30
Video standard	PAL/NTSC
Display	3.5" TFT LCD
Color	White

CODE

DESCRIPTION

OPALE W WHITE
62100250

Speaker video intercom with 4.3" touch-screen LCD display, up to 10 programmable AUX keys, video answering machine function - white.

Wall monitor with 4.3" LCD touch-screen display with graphical interface. The main keys are clearly visible and backlit, allowing activation of communication and door opening, while the central dial is for managing 2 auxiliary commands, self-insertion of entry panel videos, and alarm exclusion (with LED signaling when excluded). Suitable for multi-user systems as it allows 8 intercom calls. Bus or local power supply (16 to 18 V DC) with auto-sensing with no configuration needed. For wall installation to be finished with the OPALEKP wall brace. For recess-mounted installation to be finished with the OPALSIS recess-mounted box. Compatible with the X1 and XIP systems.





PLUS

- Door opener
- 4.3" touch-screen display
- Up to 8 intercom calls
- Image zooming during conversation
- Activate/exclude audio during conversation
- Two keys for activating the auxiliary/porter call functions
- Up to 10 auxiliary controls
- Call forwarding to other extensions
- Automatic door-opener function with weekly scheduling
- Video answering service when incoming calls get no answer
- "Panic" key for emergency calls to the porter
- Ringtone settings
- Color saturation, screen contrast and brightness settings
- Exclude ringtone key (the alert LED lights up when silenced)
- Program melodies depending on the type of call
- Automatic door-opener function with weekly scheduling
- Power supply from bus or local source

OPALE W BLACK

62100260

TECHNICAL CHARACTERISTICS

MODELS	OPALE W BLACK
Dimensions (mm)	158 x 138 x 28
Power supply by BUS (V)	15 ÷ 20 DC
Separate X2 power supply	16 ÷ 18 DC
Consumption in stand-by mode (mA)	<2,5
Max. absorption (mA)	360
Operating temperature (°C)	0 ÷ +35
Protection rating (IP)	30
Video standard	PAL/NTSC
Display	3.5" TFT LCD
Color	Black

CODE

DESCRIPTION

OPALE W BLACK 62100260

Speaker video intercom with 4.3" touch-screen LCD display, up to 10 programmable AUX keys, video answering machine function - black.

Wall monitor with 4.3" LCD touch-screen display with graphical interface. The main keys are clearly visible and backlit, allowing activation of communication and door opening, while the central dial is for managing 2 auxiliary commands, self-insertion of entry panel videos, and alarm exclusion (with LED signaling when excluded). Suitable for multi-user systems as it allows 8 intercom calls. Bus or local power supply (16 to 18 V DC) with auto-sensing with no configuration needed. For wall installation to be finished with the OPALEKP wall brace. For recess-mounted installation to be finished with the OPALSIS recess-mounted box. Compatible with the X1 and XIP systems.





PLUS

- Door opener
- 3.5" LCD display and soft touch buttons
- Up to 8 intercom calls
- Image zooming during conversation
- Activate/exclude audio during conversation
- Two keys for activating the auxiliary/porter call functions
- Up to 10 auxiliary controls
- Call forwarding to other extensions
- Automatic door-opener function with weekly scheduling
- "Panic" key for emergency calls to the porter
- Ringtone settings
- Color saturation, screen contrast and brightness settings
- Exclude ringtone key (the alert LED lights up when silenced)
- Program melodies depending on the type of call
- Video bouncing function among indoor receiver during simultaneous calls
- Master/Slave function
- Power supply from bus or local source



OPALE WHITE

62100270

TECHNICAL CHARACTERISTICS

MODELS	OPALE WHITE
Dimensions (mm)	158 x 138 x 28
Power supply by BUS (V)	15 ÷ 20 DC
Local power supply (V)	16 ÷ 18 DC
Consumption in stand-by mode (mA)	<1
Max. absorption (mA)	250
Operating temperature (°C)	0 ÷ +35
Protection rating (IP)	30
Video standard	PAL/NTSC
Display	3.5" TFT LCD
Color	White

CODE

DESCRIPTION

OPALE WHITE
62100270
Speaker video intercom with 3.5" LCD display, with up to 10 programmable AUXs - white.

Wall monitor with 3.5" LCD touch-screen display with graphical interface. On the left side there are the intercom function-access buttons, access to additional auxiliary controls, access to video adjustments and deactivating the incoming call audio, while on the right side there are the buttons for zooming, device setup, porter-message displaying and the "Panic" button for emergency calls to the porter. The main keys are clearly visible and backlit, allowing activation of communication and door opening, while the central dial is for managing 2 auxiliary commands, self-insertion of entry panel videos, and alarm exclusion (with LED signaling when excluded). It is equipped with a Master/Slave function and a video relaying between extensions function for simultaneous calls. Bus or local power supply (16 to 18 V DC) via selector switch. For wall installation to be finished with the OPALEKP wall brace. For recess-mounted installation to be finished with the OPALSiS recess-mounted box. Compatible with the X1 and XIP systems.





PLUS

- Door opener
- 3.5" LCD display and soft touch buttons
- Up to 8 intercom calls
- Image zooming during conversation
- Activate/exclude audio during conversation
- Two keys for activating the auxiliary/porter call functions
- Up to 10 auxiliary controls
- Call forwarding to other extensions
- Automatic door-opener function with weekly scheduling
- "Panic" key for emergency calls to the porter
- Ringtone settings
- Color saturation, screen contrast and brightness settings
- Exclude ringtone key (the alert LED lights up when silenced)
- Program melodies depending on the type of call
- Video bouncing function among indoor receiver during simultaneous calls
- Master/Slave function
- Power supply from bus or local source

OPALE BLACK 62100280

TECHNICAL CHARACTERISTICS

MODELS	OPALE BLACK
Dimensions (mm)	158 x 138 x 28
Power supply by BUS (V)	15 ÷ 20 DC
Local power supply (V)	16 ÷ 18 DC
Consumption in stand-by mode (mA)	<1
Max. absorption (mA)	250
Operating temperature (°C)	0 ÷ +35
Protection rating (IP)	30
Video standard	PAL/NTSC
Display	3.5" TFT LCD
Color	Black

CODE

DESCRIPTION


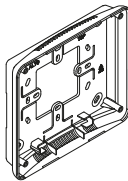
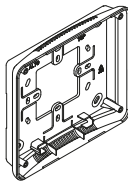


OPALE BLACK 62100280

Speaker video intercom with 3.5" LCD display, with up to 10 programmable AUXs - black.

Wall monitor with 3.5" LCD touch-screen display with graphical interface. On the left side there are the intercom function-access buttons, access to additional auxiliary controls, access to video adjustments and deactivating the incoming call audio, while on the right side there are the buttons for zooming, device setup, porter-message displaying and the "Panic" button for emergency calls to the porter. The main keys are clearly visible and backlit, allowing activation of communication and door opening, while the central dial is for managing 2 auxiliary commands, self-insertion of entry panel videos, and alarm exclusion (with LED signaling when excluded). It is equipped with a Master/Slave function and a video relaying between extensions function for simultaneous calls. Bus or local power supply (16 to 18 V DC) via selector switch. For wall installation to be finished with the OPALEKP wall brace. For recess-mounted installation to be finished with the OPALSiS recess-mounted box. Compatible with the X1 and XIP systems.



Accessories

CODE	DESCRIPTION	
KT V 62800550	Desktop stand for video entry panels of the Agata Video, Perla Video and Opale series. Plexiglass 10 mm-thick stand, supplied with white RJ45 cable and terminal board cover with PMMA laminate - metallic gray.	
OPALEKP WHITE 62800360	Wall-mounting brace for Opale series entry panels - white. Plastic brace for wall mounting when using horizontal or vertical 503-type boxes, 506E-type boxes and Ø 60 mm round boxes.	
OPALEKP BLACK 62800370	Wall-mounting brace for Opale series entry panels - black. Plastic brace for wall mounting when using horizontal or vertical 503-type boxes, 506E-type boxes and Ø 60 mm round boxes.	
OPALESI 62800380	Recess-mounting box for Opale-series indoor receivers. Plastic recess-mounting box with pre-punched holes for passing the cables, complete with mortar guard.	
OPALE KP WH BF 62800390	Wall-mounting brace for Opale series entry panels - white. Version for hearing aid users. Plastic brace for wall mounting when using horizontal or vertical 503-type boxes, 506E-type boxes and Ø 60 mm round boxes. With built-in audio-frequency induction system for hearing aids, in the "T" position.	



COMPATIBLE SYSTEMS



Recess mounted
10 mm thick



Wall mounted
29 mm thick



Video intercom
version



7" display



Speaker audio

Want to capture every detail when the doorbell rings? Choose Futura. Thanks to its 7" display, graphical interface and "soft touch" navigation keys, this indoor receiver revolutionizes the way to manage video intercom systems. Available in 2 colors, black and white, and 3 models, ranging from the simplest X1 to the more advanced IP. It is suitable for any residential or business setting. Among the many functions, you also get auxiliary controls, the "Panic" button and intercom calls. The IP version stands out for its live video displaying from the IP cameras, audio/video message recording by the answering service and receiving text messages from the porter.

PLUS

Speaker audio

Soft-touch buttons

Auxiliary/porter call functions

Intercom calls

"Panic" button for emergency call to the porter

Adjust/exclude ringtone (with alert LED when excluded)

Self-inserting video from entry panels

Master/Slave function and video relaying

Key block for cleaning function

Picture Capture function for storing images

Video answering service and video recording

User interface with phonebook and AUX list

Local or POE power supply

On-board web server for configuring on the browser

Live feeds of the IP video cameras

AVAILABLE VERSIONS

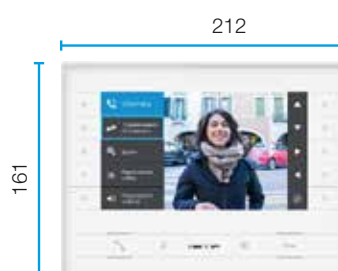


White



Black

DIMENSIONS (MM)



IP360

PLUS

- Door opener
- Speaker audio
- 7" LCD TFT display
- Soft-touch buttons
- "Panic" key for emergency calls to the porter
- Ringtone settings
- Exclude ringtone key; the alert LED lights up when silenced
- Self-inserting video of entry panels with cyclic selection
- Key block for cleaning function
- Simple, multi-language user interface
- Connects directly to the Ethernet network via the RJ45 cable
- SIP protocol
- H.264 video codec, G711 audio codec
- Local or PoE (Powered over Ethernet) power supply
- On-board web server for configuring on the browser
- Unlimited intercom calls to other extensions as well as to smartphones/tablets connected via CAME Connect
- Contacts list and favorites list
- List of AUX commands for activating auxiliary functions
- Video intercom answering service
- Video recording of conversations
- Receiving text messages from porter
- Door status feedback
- Live feeds of the connected IP video cameras



FUTURA IP WH

62100560

TECHNICAL CHARACTERISTICS

MODELS	FUTURA IP WH
Dimensions (mm)	212 x 161 x 29
Local power supply (V)	14 ÷ 20 DC
PoE power supply	IEEE 802.3af-PD
Max. absorption (mA)	500
Operating temperature (°C)	0 ÷ +35
Protection rating (IP)	20
Video standard	H.264
Display	7" TFT LCD
Color	White

CODE

DESCRIPTION

FUTURA IP WH
62100560
Speaker video intercom for IP360 system with 7" display and Graphical User Interface, soft-touch keys - white.

Wall monitor with 7" LCD display. At the sides of the screen there are buttons for browsing the graphical interface. In the lower area there are 4 clearly-visible main function keys: communication activation, ringtone exclusion, "Panic" button for the emergency calls to the porter and the door opening button. It uses SIP protocol and G711 audio codec and H.264 video codec. RJ45 port for network, PoE or local connection. On-board web server for configuring and updating firmware. It comes with a brace for installing in a horizontal or vertical 503-type box and in a Ø 60 mm round box. Compatible with IP360 system.





PLUS

- Door opener
- Speaker audio
- 7" LCD TFT display
- Soft-touch buttons
- "Panic" key for emergency calls to the porter
- Ringtone settings
- Exclude ringtone key; the alert LED lights up when silenced
- Self-inserting video of entry panels with cyclic selection
- Key block for cleaning function
- Simple, multi-language user interface
- Connects directly to the Ethernet network via the RJ45 cable
- SIP protocol
- H.264 video codec, G711 audio codec
- Local or PoE (Powered over Ethernet) power supply
- On-board web server for configuring on the browser
- Unlimited intercom calls to other extensions as well as to smartphones/tablets connected via CAME Connect
- Contacts list and favorites list
- List of AUX commands for activating auxiliary functions
- Video intercom answering service
- Video recording of conversations
- Receiving text messages from porter
- Door status feedback
- Live feeds of the connected IP video cameras

FUTURA IP BK 62100570

TECHNICAL CHARACTERISTICS

MODELS	FUTURA IP BK
Dimensions (mm)	212 x 161 x 29
Local power supply (V)	14 ÷ 20 DC
PoE power supply	IEEE 802.3af-PD
Max. absorption (mA)	500
Operating temperature (°C)	0 ÷ +35
Protection rating (IP)	30
Video standard	H.264
Display	3.5" TFT LCD
Color	Black

CODE

DESCRIPTION

FUTURA IP BK 62100570

Speaker video intercom for IP360 system with 7" display and Graphical User Interface, soft-touch keys - black.

Wall monitor with 7" LCD display. At the sides of the screen there are buttons for browsing the graphical interface. In the lower area there are 4 clearly-visible main function keys: communication activation, ringtone exclusion, "Panic" button for the emergency calls to the porter and the door opening button. It uses SIP protocol and G711 audio codec and H.264 video codec. RJ45 port for network, PoE or local connection. On-board web server for configuring and updating firmware. It comes with a brace for installing in a horizontal or vertical 503-type box and in a Ø 60 mm round box. Compatible with IP360 system.





PLUS

- Door opener
- Speaker audio
- 7" LCD TFT display
- Soft-touch buttons
- Activate/exclude audio during conversation
- Two keys for activating the auxiliary/porter call functions
- Up to 8 intercom calls
- "Panic" key for emergency calls to the porter
- Ringtone volume key
- Exclude ringtone key; the alert LED lights up when silenced
- Self-inserting video of entry panels with cyclic selection
- Screen color-saturation and brightness settings
- Video bouncing function among indoor receiver during simultaneous calls
- Master/Slave function
- Key block for cleaning function



FUTURA X1 WH

62100520

TECHNICAL CHARACTERISTICS

MODELS	FUTURA X1 WH
Dimensions (mm)	212 x 161 x 29
Power supply by BUS (V)	15 ÷ 20 DC
Absorption by BUS (mA)	410
Local power supply (V)	16 ÷ 18 DC
Local absorption (mA)	370
Consumption in stand-by mode (mA)	<1
Operating temperature (°C)	0 ÷ +35
Protection rating (IP)	30
Video standard	PAL/NTSC
Display	-
Color	White

CODE

DESCRIPTION

FUTURA X1 WH
62100520
Speaker video intercom with 7" LCD display, soft touch keys - white.

Wall monitor with 7" LCD display. The keys for adjusting/excluding the ringtone, adjusting contrast and brightness, and the 2 auxiliary keys are on the left, while the keys for making up to 8 intercom calls are on the right. In the lower area there are 5 clearly-visible main function keys: communication activation, ringtone exclusion, "Panic" button for the emergency calls to the porter, self-inserting videos from the entry panels, and the door opening key. It is equipped with a Master/Slave function and a video relaying between extensions function for simultaneous calls. It comes with a brace for installing in a horizontal or vertical 503-type box and in a Ø 60 mm round box. Compatible with the X1 and XIP systems.





PLUS

- Door opener
- Speaker audio
- 7" LCD TFT display
- Soft-touch buttons
- Activate/exclude audio during conversation
- Two keys for activating the auxiliary/porter call functions
- Up to 8 intercom calls
- "Panic" key for emergency calls to the porter
- Ringtone volume key
- Exclude ringtone key; the alert LED lights up when silenced
- Self-inserting video of entry panels with cyclic selection
- Screen color-saturation and brightness settings
- Video bouncing function among indoor receiver during simultaneous calls
- Master/Slave function
- Key block for cleaning function

FUTURA X1 BK 62100530

TECHNICAL CHARACTERISTICS

MODELS	FUTURA X1 BK
Dimensions (mm)	212 x 161 x 29
Power supply by BUS (V)	15 ÷ 20 DC
Absorption by BUS (mA)	410
Local power supply (V)	16 ÷ 18 DC
Local absorption (mA)	370
Consumption in stand-by mode (mA)	<1
Operating temperature (°C)	0 ÷ +35
Protection rating (IP)	30
Video standard	PAL/NTSC
Display	7" TFT LCD
Color	Black

CODE

DESCRIPTION

FUTURA X1 BK 62100530

Speaker video intercom with 7" LCD display, soft touch keys - black.

Wall monitor with 7" LCD display. The keys for adjusting/excluding the ringtone, adjusting contrast and brightness, and the 2 auxiliary keys are on the left, while the keys for making up to 8 intercom calls are on the right. In the lower area there are 5 clearly-visible main function keys: communication activation, ringtone exclusion, "Panic" button for the emergency calls to the porter, self-inserting videos from the entry panels, and the door opening key. It is equipped with a Master/Slave function and a video relaying between extensions function for simultaneous calls. It comes with a brace for installing in a horizontal or vertical 503-type box and in a Ø 60 mm round box. Compatible with the X1 and XIP systems.





PLUS

- Door opener
- Speaker audio
- 7" LCD TFT display
- Soft-touch buttons
- Activate/exclude audio during conversation
- Two keys for activating the auxiliary/porter call functions
- Up to 8 intercom calls
- "Panic" key for emergency calls to the porter
- Adjust/exclude ringtone, with alert LED when set to exclude mode
- Self-inserting video of entry panels with cyclic selection
- Color saturation, screen contrast and brightness settings
- Key block for cleaning function
- Picture Capture function for storing images coming from the entry panel
- OSD settings
- 4-wire input for storey entry panel



FUTURA X2 WH

62100540

TECHNICAL CHARACTERISTICS

MODELS	FUTURA X2 WH
Dimensions (mm)	212 x 161 x 29
Local power supply (V)	16 ÷ 18 DC
Consumption in stand-by mode (mA)	<10
Max. absorption (mA)	300
Operating temperature (°C)	0 ÷ +35
Protection rating (IP)	30
Video standard	PAL/NTSC
Display	7" TFT LCD
Color	White

CODE

DESCRIPTION

FUTURA X2 WH
62100540

Speaker video intercom with 7" LCD display, soft touch keys, with Picture Capture function - white. Version with separate power supply.

Wall monitor with 7" LCD display. The buttons for activating on-screen menus, voicemail ("Picture Capture" function), navigation button and the 2 auxiliary buttons are on the left, while the buttons for making up to 8 intercom calls are on the right. In the lower area there are 5 clearly-visible main function keys: communication activation, ringtone exclusion, "Panic" button for the emergency calls to the porter, self-inserting videos from the entry panels, and the door opening key. It comes with a brace for installing in a horizontal or vertical 503-type box and in a Ø 60 mm round box. It requires 16 to 18 V DC - 300 mA max. separate power supply. Compatible with the X1 and XIP systems.





PLUS

- Door opener
- Speaker audio
- 7" LCD TFT display
- Soft-touch buttons
- Activate/exclude audio during conversation
- Two keys for activating the auxiliary/porter call functions
- Up to 8 intercom calls
- "Panic" key for emergency calls to the porter
- Adjust/exclude ringtone, with alert LED when set to exclude mode
- Self-inserting video of entry panels with cyclic selection
- Color saturation, screen contrast and brightness settings
- Key block for cleaning function
- Picture Capture function for storing images coming from the entry panel
- OSD settings
- 4-wire input for storey entry panel

FUTURA X2 BK

62100550

TECHNICAL CHARACTERISTICS

MODELS	FUTURA X2 BK
Dimensions (mm)	212 x 161 x 29
Local power supply (V)	16 ÷ 18 DC
Consumption in stand-by mode (mA)	<10
Max. absorption (mA)	300
Operating temperature (°C)	0 ÷ +35
Protection rating (IP)	20
Video standard	PAL/NTSC
Display	7" TFT LCD
Color	Black

CODE

DESCRIPTION



FUTURA X2 BK 62100550

Speaker video intercom with 7" LCD display, soft touch keys, with Picture Capture function - black. Version with separate power supply.

Wall monitor with 7" LCD display. The buttons for activating on-screen menus, voicemail ("Picture Capture" function), navigation button and the 2 auxiliary buttons are on the left, while the buttons for making up to 8 intercom calls are on the right. In the lower area there are 5 clearly-visible main function keys: communication activation, ringtone exclusion, "Panic" button for the emergency calls to the porter, self-inserting videos from the entry panels, and the door opening key. It comes with a brace for installing in a horizontal or vertical 503-type box and in a Ø 60 mm round box. It requires 16 to 18 V DC - 300 mA max. separate power supply. Compatible with the X1 and XiP systems.



Accessories

CODE	DESCRIPTION	
FUTURA-SI 62800560	Wall-mounting brace for Futura-series indoor receivers. Plastic recess-mounting box with metal frame and mortar guard.	
KT VXL 62800570	Desktop stand for Futura-series indoor receivers. Plexiglass 10 mm-thick stand, supplied with white RJ45 cable and terminal board cover with PMMA laminate - metallic gray.	

SPEAKER VIDEO INTERCOM WITH 5" AND 7" TOUCH SCREEN DISPLAY



COMPATIBLE SYSTEMS



Recess mounted
11 mm thick



Wall mounted
24 mm thick



Video intercom
version



7" display



5" display



Version for the
hearing impaired



Speaker audio

Do you want a design product with a load of technology? Choose XTS. This is the new range of video entry panel systems, available with 7" and 5" monitors - fully touch screen. The minimal design and quality of the materials exalt its elegance, whether you choose the white or black version. The high-resolution glass screen with Optical Bonding technology ensures perfect viewing in all lighting conditions. Having WiFi, both in the X1 and IP versions, makes it the choice for managing the video intercom system and opening the front door from a smartphone.

PLUS

Speaker audio

Capacitive touch screen

Display with Optical Bonding anti-glare technology

Auxiliary/porter call functions

Intercom calls

"Panic" key for emergency calls to the porter

Adjust/exclude ringtone (with alert LED when excluded)

Self-inserting video from entry panels

Video answering service and video recording

Local or POE power supply

AVAILABLE VERSIONS

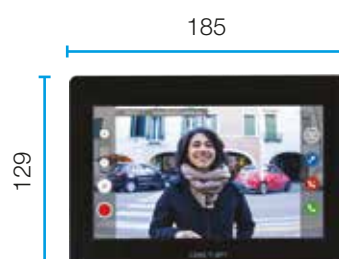


Recess mounted



Wall mounted

DIMENSIONS (MM)



IP360

PLUS

- Full-duplex speaker audio
- 7" TFT display Full touch-screen with Optical Bonding anti-glare technology for enhanced readability in brightly lit settings
- RJ45 port for directly connecting to the Ethernet
- On-board WiFi for remotely controlling calls
- Local or PoE (Powered over Ethernet) power supply
- Customizable user interface with UI Creator software
- Up to 19 mobile devices for managing the system from any remote location
- Configurable quick controls (default main entrance door-opener)
- List of AUX commands for activating auxiliary functions
- "Panic" function for emergency calls to the porter (if present on the system)
- Exclude ringtone key (the alert LED lights up when silenced)
- Self-inserting video of entry panels with cyclic selection
- Unlimited intercom calls to other receivers and mobile devices
- Contacts list and favorites list
- Video answering service, stores up to 100, 10-second audio and video messages.
- Audio and video recording during conversations
- Sending and receiving text messages from the porter
- Live feeds of the connected IP video cameras
- Automatic opening function during business hours
- Standard SIP protocol, H.264 video codec, G711 audio codec
- On-board web server for configuring and managing via the browser



XTS 7IP WH WIFI

840CH-0060

TECHNICAL CHARACTERISTICS

MODELS	XTS 7IP WH WIFI
Dimensions (mm)	185 x 129 x 24
Local power supply (V)	14 ÷ 18 DC
PoE power supply	IEEE 802.3af-PD
Consumption in stand-by mode (mA)	340
Max. absorption (mA)	420
Operating temperature (°C)	0 ÷ +40
Protection rating (IP)	30
Video standard	H.264
Frequency (MHz)	2.412 - 2.472
Wireless Standard	IEEE 802.11b/g/n
Color	White

CODE**DESCRIPTION**
XTS 7IP WH WIFI
840CH-0060
Full touch speaker video intercom for IP360 system, 7" TFT touch-screen display, WiFi and Graphical User Interface - white.

Wall monitor with 7" TFT touch-screen display with Optical Bonding technology, integrated Wi-Fi for remote calls on smartphones running the dedicated app. User interface for managing video intercom functions, intercom calls, video-messaging, and text messaging. It uses SIP protocol and G711 audio codec and H.264 video codec. RJ45 port for network, PoE or local connection. On-board web server for configuring and updating firmware. It includes brace for wall-mounting on 503 box (horizontal) and Ø 60 mm round box. Ready for flush mounting with dedicated box. Compatible with IP360 system.





PLUS

- Full-duplex speaker audio
- 7" TFT display Full touch-screen with Optical Bonding anti-glare technology for enhanced readability in brightly lit settings
- RJ45 port for directly connecting to the Ethernet
- On-board WiFi for remotely controlling calls
- Local or PoE (Powered over Ethernet) power supply
- Customizable user interface with UI Creator software
- Up to 19 mobile devices for managing the system from any remote location
- Configurable quick controls (default main entrance door-opener)
- List of AUX commands for activating auxiliary functions
- "Panic" function for emergency calls to the porter (if present on the system)
- Exclude ringtone key (the alert LED lights up when silenced)
- Self-inserting video of entry panels with cyclic selection
- Unlimited intercom calls to other receivers and mobile devices
- Contacts list and favorites list
- Video answering service, stores up to 100, 10-second audio and video messages.
- Audio and video recording during conversations
- Sending and receiving text messages from the porter
- Live feeds of the connected IP video cameras
- Automatic opening function during business hours
- Standard SIP protocol, H.264 video codec, G711 audio codec
- On-board web server for configuring and managing via the browser

XTS 7IP BK WIFI 840CH-0070

TECHNICAL CHARACTERISTICS

MODELS	XTS 7IP BK WIFI
Dimensions (mm)	185 x 129 x 24
Local power supply (V)	14 ÷ 18 DC
PoE power supply	IEEE 802.3af-PD
Consumption in stand-by mode (mA)	340
Max. absorption (mA)	420
Operating temperature (°C)	0 ÷ +40
Protection rating (IP)	30
Video standard	H.264
Frequency (MHz)	2.412 - 2.472
Wireless Standard	IEEE 802.11b/g/n
Color	Black

CODE

DESCRIPTION

XTS 7IP BK WIFI 840CH-0070

Full-touch speaker video intercom for IP360 system, 7" TFT touch screen display, Wi-Fi and Graphical User Interface - black.

Wall monitor with 7" TFT touch-screen display with Optical Bonding technology, integrated Wi-Fi for remote calls on smartphones running the dedicated app. User interface for managing video intercom functions, intercom calls, video-messaging, and text messaging. It uses SIP protocol and G711 audio codec and H.264 video codec. RJ45 port for network, PoE or local connection. On-board web server for configuring and updating firmware. It includes brace for wall-mounting on 503 box (horizontal) and Ø 60 mm round box. Ready for flush mounting with dedicated box. Compatible with IP360 system.



IP360

PLUS

- Full-duplex speaker audio
- 7" TFT display Full touch-screen with Optical Bonding anti-glare technology for enhanced readability in brightly lit settings
- RJ45 port for directly connecting to the Ethernet
- On-board WiFi for remotely controlling calls
- Local or PoE (Powered over Ethernet) power supply
- Customizable user interface with UI Creator software
- Up to 19 mobile devices for managing the system from any remote location
- Configurable quick controls (default main entrance door-opener)
- List of AUX commands for activating auxiliary functions
- "Panic" function for emergency calls to the porter (if present on the system)
- Exclude ringtone key (the alert LED lights up when silenced)
- Self-inserting video of entry panels with cyclic selection
- Unlimited intercom calls to other receivers and mobile devices
- Contacts list and favorites list
- Video answering service, stores up to 100, 10-second audio and video messages.
- Audio and video recording during conversations
- Sending and receiving text messages from the porter
- Live feeds of the connected IP video cameras
- Automatic opening function during business hours
- Standard SIP protocol, H.264 video codec, G711 audio codec
- On-board web server for configuring and managing via the browser
- Suitable for hearing aid users



XTS 7IP WH WFBF

840CH-0080

TECHNICAL CHARACTERISTICS

MODELS	XTS 7IP WH WFBF
Dimensions (mm)	185 x 129 x 24
Local power supply (V)	14 ÷ 18 DC
PoE power supply	IEEE 802.3af-PD
Consumption in stand-by mode (mA)	340
Max. absorption (mA)	420
Operating temperature (°C)	0 ÷ +40
Protection rating (IP)	30
Video standard	H.264
Frequency (MHz)	2.412 - 2.472
Wireless Standard	IEEE 802.11b/g/n
Color	White

CODE

DESCRIPTION

XTS 7IP WH WFBF
840CH-0080
Full-touch speaker video intercom for IP360 system, 7" TFT touch screen display, Wi-Fi and Graphical User Interface - white.

Wall monitor with 7" TFT touch-screen display with Optical Bonding technology, integrated Wi-Fi for remote calls on smartphones running the dedicated app. User interface for managing video intercom functions, intercom calls, video-messaging, and text messaging. It uses SIP protocol and G711 audio codec and H.264 video codec. RJ45 port for network, PoE or local connection. On-board web server for configuring and updating firmware. It has an audio-frequency induction system for hearing aids, in the "T" position. It includes bracket for wall-mounting on horizontal 503-type boxes and Ø 60 mm round boxes. Ready for flush mounting with dedicated box. Compatible with IP360 system.





PLUS

- Full-duplex speaker audio
- 5" TFT display Full touch-screen with Optical Bonding anti-glare technology for enhanced readability in brightly lit settings
- RJ45 port for directly connecting to the Ethernet
- Local or PoE (Powered over Ethernet) power supply
- Customizable user interface with UI Creator software
- Configurable quick controls (default main entrance door-opener)
- List of AUX commands for activating auxiliary functions
- "Panic" function for emergency calls to the porter (if present on the system)
- Audio video settings: ringtone volume, display brightness, interface backgrounds
- Different melodies for entry panels and landings
- Exclude ringtone key (the alert LED lights up when silenced)
- Self-inserting video of entry panels with cyclic selection
- Unlimited calls to other receivers and smartphones and tablets
- Contacts list and favorites list
- Video answering service, stores up to 100, 10-second audio and video messages.
- Audio and video recording during conversations
- Sending and receiving text messages from the porter
- Live feeds of the connected IP video cameras
- Business function: for automatic door opening during business hours
- Block display function for cleaning
- Standard SIP protocol, H.264 video codec, G711 audio codec
- On-board web server for configuring and managing via the browser

XTS 5IP WH 840CH-0090

TECHNICAL CHARACTERISTICS

MODELS	XTS 5IP WH
Dimensions (mm)	138 x 98 x 24
Local power supply (V)	14 ÷ 18 DC
PoE power supply	IEEE 802.3af-PD
Consumption in stand-by mode (mA)	270
Max. absorption (mA)	330
Operating temperature (°C)	0 ÷ +40
Protection rating (IP)	30
Video standard	H.264
Color	White

CODE

DESCRIPTION

XTS 5IP WH 840CH-0090

Full-touch speaker video intercom for IP360 system, 5" TFT touch screen display, with Graphical User Interface - white.

Wall monitor with 5" TFT touch screen display with Optical Bonding technology. User interface for managing video intercom functions, intercom calls, video-messaging, and text messaging. It uses SIP protocol and G711 audio codec and H.264 video codec. RJ45 port for network, PoE or local connection. On-board web server for configuring and updating firmware. It includes brace for wall-mounting on 503 box (horizontal) and Ø 60 mm round box. Ready for flush mounting with dedicated box. Compatible with IP360 system.



IP360



PLUS

- Full-duplex speaker audio
- 5" TFT display Full touch-screen with Optical Bonding anti-glare technology for enhanced readability in brightly lit settings
- RJ45 port for directly connecting to the Ethernet
- Local or PoE (Powered over Ethernet) power supply
- Customizable user interface with UI Creator software
- Configurable quick controls (default main entrance door-opener)
- List of AUX commands for activating auxiliary functions
- "Panic" function for emergency calls to the porter (if present on the system)
- Audio video settings: ringtone volume, display brightness, interface backgrounds
- Different melodies for entry panels and landings
- Exclude ringtone key (the alert LED lights up when silenced)
- Self-inserting video of entry panels with cyclic selection
- Unlimited calls to other receivers and smartphones and tablets
- Contacts list and favorites list
- Video answering service, stores up to 100, 10-second audio and video messages.
- Audio and video recording during conversations
- Sending and receiving text messages from the porter
- Live feeds of the connected IP video cameras
- Business function: for automatic door opening during business hours
- Block display function for cleaning
- Standard SIP protocol, H.264 video codec, G711 audio codec
- On-board web server for configuring and managing via the browser

XTS 5IP BK

840CH-0100

TECHNICAL CHARACTERISTICS

MODELS	XTS 5IP BK
Dimensions (mm)	138 x 98 x 24
Local power supply (V)	14 ÷ 18 DC
PoE power supply	IEEE 802.3af-PD
Consumption in stand-by mode (mA)	270
Max. absorption (mA)	330
Operating temperature (°C)	0 ÷ +40
Protection rating (IP)	30
Video standard	H.264
Color	Black

CODE

DESCRIPTION

XTS 5IP BK
840CH-0100

Full-touch speaker video intercom for IP360 system, 5" TFT touch screen display, with Graphical User Interface - black.

Wall monitor with 5" TFT touch screen display with Optical Bonding technology. User interface for managing video intercom functions, intercom calls, video-messaging, and text messaging. It uses SIP protocol and G711 audio codec and H.264 video codec. RJ45 port for network, PoE or local connection. On-board web server for configuring and updating firmware. It includes brace for wall-mounting on 503 box (horizontal) and Ø 60 mm round box. Ready for flush mounting with dedicated box. Compatible with IP360 system.





PLUS

- Half-duplex speaker audio
- 7" TFT display Full touch-screen with Optical Bonding anti-glare technology for enhanced readability in brightly lit settings
- On-board WiFi for remotely controlling calls over smartphones and tablets running the specific App
- Local power supply 14 -18 VDC
- Up to 4 mobile device for managing the system from any remote location
- Configurable quick controls: main entrance door-opener, auxiliary command
- List of AUX commands for activating auxiliary functions
- "Panic" function for emergency calls to the porter (if present on the system)
- Audio video settings: ringtone volume, display brightness, interface backgrounds
- Different melodies for entry panels and landings
- Exclude ringtone key (the alert LED lights up when silenced)
- Self-inserting video of entry panels with cyclic selection
- Intercom calls to other receivers and smartphones and tablets
- Contacts list and favorites list
- Video answering service, stores up to 100, 10-second audio and video messages.
- Audio and video recording during conversations
- Live feeds of the connected IP video cameras
- Business function: for automatic door opening during business hours
- Block display function for cleaning
- Standard SIP protocol, H.264 video codec, G711 audio codec
- On-board web server for configuring and managing via the browser

XTS 7 WH WIFI 840CH-0030

TECHNICAL CHARACTERISTICS

MODELS	XTS 7 WH WIFI
Dimensions (mm)	185 x 129 x 24
Local power supply (V)	14 ÷ 18 DC
Local absorption (mA)	520
Consumption in stand-by mode (mA)	360
Operating temperature (°C)	0 ÷ +40
Protection rating (IP)	30
Video standard	PAL/NTSC
Frequency (MHz)	2.412 - 2.472
Wireless Standard	IEEE 802.11b/g/n
Color	White

CODE	DESCRIPTION
------	-------------

**XTS 7 WH WIFI
840CH-0030**

Full-touch speaker video intercom for X1 system, 7" TFT touch screen display, Wi-Fi and Graphical User Interface - white.

Wall monitor with 7" TFT touch-screen display with Optical Bonding technology, integrated Wi-Fi for remote calls on smartphones running the dedicated app. User interface for managing video intercom functions, intercom calls, video-messaging. It uses SIP protocol and G711 audio codec and H.264 video codec. Local power supply 14-18 VDC. On-board web server for configuring and updating firmware. It includes brace for wall-mounting on 503 box (horizontal) and Ø 60 mm round box. Ready for recess-mounting with corresponding box. Compatible with the X1 and XIP systems.





PLUS

- Half-duplex speaker audio
- 7" TFT display Full touch-screen with Optical Bonding anti-glare technology for enhanced readability in brightly lit settings
- On-board WiFi for remotely controlling calls
- Local power supply 14 -18 V DC
- Up to 4 connectable mobile devices per unit
- Configurable quick controls (default main entrance door-opener)
- List of AUX commands for activating auxiliary functions
- "Panic" function for emergency calls to the porter (if present on the system)
- Exclude ringtone key (the alert LED lights up when silenced)
- Self-inserting video of entry panels with cyclic selection
- Unlimited intercom calls to other receivers and mobile devices
- Contacts list and favorites list
- Video answering service, stores up to 100, 10-second audio and video messages.
- Audio and video recording during conversations
- Live feeds of the connected IP video cameras
- Automatic opening function during business hours
- Standard SIP protocol, H.264 video codec, G711 audio codec
- On-board web server for configuring and managing via the browser



XTS 7 BK WIFI 840CH-0040

TECHNICAL CHARACTERISTICS

MODELS	XTS 7 BK WIFI
Dimensions (mm)	185 x 129 x 24
Local power supply (V)	14 ÷ 18 DC
Local absorption (mA)	520
Consumption in stand-by mode (mA)	360
Operating temperature (°C)	0 ÷ +40
Protection rating (IP)	30
Video standard	PAL/NTSC
Frequency (MHz)	2.412 - 2.472
Wireless Standard	IEEE 802.11b/g/n
Color	Black

CODE

DESCRIPTION

XTS 7 BK WIFI 840CH-0040

Full-touch speaker video intercom for X1 system, 7" TFT touch screen display, Wi-Fi and Graphical User Interface - black.

Wall monitor with 7" TFT touch-screen display with Optical Bonding technology, integrated Wi-Fi for remote calls on smartphones running the dedicated app. User interface for managing video intercom functions, intercom calls, video-messaging. It uses SIP protocol and G711 audio codec and H.264 video codec. Local power supply 14-18 VDC. On-board web server for configuring and updating firmware. It includes brace for wall-mounting on 503 box (horizontal) and Ø 60 mm round box. Ready for recess-mounting with corresponding box. Compatible with the X1 and XIP systems.





PLUS

- Suitable for hearing aid users
- Half-duplex speaker audio
- 7" TFT display Full touch-screen with Optical Bonding anti-glare technology for enhanced readability in brightly lit settings
- On-board WiFi for remotely controlling calls over smartphones and tablets running the specific App
- Local power supply 14 -18 VDC
- Up to 4 mobile device for managing the system from any remote location
- Configurable quick controls: main entrance door-opener, auxiliary command
- List of AUX commands for activating auxiliary functions
- "Panic" function for emergency calls to the porter (if present on the system)
- Audio video settings: ringtone volume, display brightness, interface backgrounds
- Different melodies for entry panels and landings
- Exclude ringtone key (the alert LED lights up when silenced)
- Self-inserting video of entry panels with cyclic selection
- Intercom calls to other receivers and smartphones and tablets
- Contacts list and favorites list
- Video answering service, stores up to 100, 10-second audio and video messages.
- Audio and video recording during conversations
- Live feeds of the connected IP video cameras
- Business function: for automatic door opening during business hours
- Block display function for cleaning
- Standard SIP protocol, H.264 video codec, G711 audio codec
- On-board web server for configuring and managing via the browser

XTS 7 WH WFBF 840CH-0050

TECHNICAL CHARACTERISTICS

MODELS	XTS 7 WH WFBF
Dimensions (mm)	185 x 129 x 24
Local power supply (V)	14 ÷ 18 DC
Local absorption (mA)	520
Consumption in stand-by mode (mA)	360
Operating temperature (°C)	0 ÷ +40
Protection rating (IP)	30
Video standard	PAL/NTSC
Frequency (MHz)	2.412 - 2.472
Wireless Standard	IEEE 802.11b/g/n
Color	White

CODE

DESCRIPTION



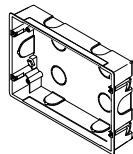
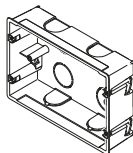


XTS 7 WH WFBF 840CH-0050

Full-touch speaker video intercom for X1 system, 7" TFT touch screen display, Wi-Fi and Graphical User Interface, on-board teleloop - white.

Wall monitor with 7" TFT touch-screen display with Optical Bonding technology, integrated Wi-Fi for remote calls on smartphones running the dedicated app. User interface for managing video intercom functions, intercom calls, video-messaging. It uses SIP protocol and G711 audio codec and H.264 video codec. Local power supply 14-18 VDC. On-board web server for configuring and updating firmware. It has an audio-frequency induction system for hearing aids, in the "T" position. Includes bracket for wall mounting on horizontal 503-type boxes and Ø 60 mm round boxes. Ready for flush mounting with dedicated box. Compatible with the X1 and XIP systems.



Accessories

CODE	DESCRIPTION	
XTS 7SI 840XC-0080	Recess-mounting box for XTS 7 entry panels. Plastic recess-mounting box with pre-punched holes for passing the cables, complete with mortar guard.	
XTS 5SI 840XC-0090	Recess-mounting box for XTS 5 entry panels. Plastic recess-mounting box with pre-punched holes for passing the cables, complete with mortar guard.	
XTS 7SIC 840XC-0100	Recess-mounting box for plasterboard walls for XTS 7 entry panels. Plastic recess-mounting box with pre-punched holes for passing cables, ideal for plasterboard walls of up to 22 mm in thickness.	
XTS 5SIC 840XC-0110	Recess-mounting box for plasterboard walls for XTS 5 entry panels. Plastic recess-mounting box with pre-punched holes for passing cables, ideal for plasterboard walls of up to 22 mm in thickness.	
XTS 7KT 840XC-0120	Desktop stand for XTS 7 entry panels. Plexiglass 10 mm-thick stand, supplied with white 3 m CAT5 cable and terminal board cover with PMMA laminate - metallic gray.	
XTS 5KT 840XC-0130	Desktop stand for XTS 5 entry panels. Plexiglass 10 mm-thick stand, supplied with white 3 m CAT5 cable and terminal board cover with PMMA laminate - metallic gray.	

COMPATIBLE SYSTEMS



Video intercom version



4.3" display



Speaker audio



Handset

Handset and handsfree monitor dedicate to the porter function. 4.3" LCD touch screen display with stylus for navigation. It can activate all the porter functions including intercepting and forwarding calls, sending notifications and the management of requests for aid. It enables the activation of recording in the event of absence and picture zoom during conversation.

PLUS

Handsfree or handset audio

4.3" 16:9 touch screen display

Call interception and forwarding from external unit

Image zooming during conversation

Video answering service

Sending of a call back notification to internal units

List of contacts and calls received

Management of alarm and panic messages from internal units

Program melodies depending on the type of call

Screen brightness adjustment

Wake-up and timer function for setting the intercept time bands

Local 14-24 V DC or 12-16 V AC power supply

In the video entry phone systems, it is possible to provide one or more porter switchboards. Every porter unit can intercept incoming calls and then transfer them to the user once accepted. Moreover, the porter can display the list of incoming calls and any alarm messages from the internal units. In turn, the internal branches can call the porter through the dedicated button.

To create a porter switchboard, the MITHO SB table video entry phone terminal must be used. This device must necessarily be programmed using the PCS/XiP system configuration software in order to have the list of all users present in the system.





PLUS

- Handsfree or handset audio
- 4.3" 16:9 touch screen display
- Call interception and forwarding from external unit
- Image zooming during conversation
- Video answering service
- Sending of a call back notification to internal units
- List of contacts and calls received
- Management of alarm and panic messages from internal units
- Program melodies depending on the type of call
- Screen brightness adjustment
- Wake-up and timer function for setting the intercept time bands
- Local 14-24 V DC or 12-16 V AC power supply

MITHO SB BI
62940010

TECHNICAL CHARACTERISTICS

MODELS	MITHO SB BI
Dimensions (mm)	203 x 108 x 31
Power supply by BUS (V)	14 ÷ 24 DC
Absorption by BUS (mA)	310
Local power supply (V)	12 ÷ 16 AC
Local absorption (mA)	750
Operating temperature (°C)	+5 ÷ +40
Protection rating (IP)	30
Video standard	PAL/NTSC
Display	4.3" touch screen
Color	White

CODE

DESCRIPTION

MITHO SB BI
62940010

Porter handset and speaker switchboard with 4.3" touch-screen display - white.
With desktop stand.

Specific handset monitor and speaker for the porter function. 4.3" touch-screen display and browsing pen. It can activate all the porter functions including intercepting and forwarding calls, sending alerts and handling emergency calls. For activating the answering service when you are away and the image zoom during the conversation. Needs local power supply of 14 to 24 V DC or 12 to 16 V AC. A steel desktop stand is included. Compatible with the X1 and XIP systems.



MITHO SB

Concierge switchboard for
X1 and XIP systems

CAME  BPT



PLUS

- Handsfree or handset audio
- 4.3" 16:9 touch screen display
- Call interception and forwarding from external unit
- Image zooming during conversation
- Video answering service
- Sending of a call back notification to internal units
- List of contacts and calls received
- Management of alarm and panic messages from internal units
- Program melodies depending on the type of call
- Screen brightness adjustment
- Wake-up and timer function for setting the intercept time bands
- Local 14-24 V DC or 12-16 V AC power supply

MITHO SB NF 62940020

TECHNICAL CHARACTERISTICS

MODELS	MITHO SB NF
Dimensions (mm)	203 x 108 x 31
Power supply by BUS (V)	14 ÷ 24 DC
Absorption by BUS (mA)	310
Local power supply (V)	12 ÷ 16 AC
Local absorption (mA)	750
Operating temperature (°C)	+5 ÷ +40
Protection rating (IP)	30
Video standard	PAL/NTSC
Display	4.3" touch screen
Color	Black

CODE

DESCRIPTION

MITHO SB NF
62940020

Concierge handset and speaker switchboard with 4.3" touch-screen display - black. With desktop stand.

Specific handset monitor and speaker for the porter function. 4.3" touch-screen display and browsing pen. It can activate all the porter functions including intercepting and forwarding calls, sending alerts and handling emergency calls. For activating the answering service when you are away and the image zoom during the conversation. Needs local power supply of 14 to 24 V DC or 12 to 16 V AC. A steel desktop stand is included. Compatible with the X1 and XIP systems.





This software, compatible with all the PCs furnished with the Windows operating system, enables the total supervision of the system, including for large residential complexes. On the main screen, the system devices are displayed with the respective coloured icons that identify their status (free, busy etc.).

The menu is divided into 5 parts:

- Favourites: list of the devices that are called most often.
- System: list that includes all the system's devices.
- Identification plates and cameras: structure with all the identification plates and cameras in the system.
- Search.
- Auxiliary commands

ATTENTION:

To use XIP Porter, an ETI / SER XIP must be present in the system.

**PLUS**

Management of two communication channels

Interception of calls from external unit

Transfer of image from the external unit

Transfer of active call to another user

Turning on lights or various activations

Auto-entry of external units and monitoring of video surveillance system cameras

List of missed calls, panic calls and alarms received

Sending of a call back notification to X1-compatible internal units

Sending of text messages to IP360-compatible internal units

MONOLITH ENTRY PANEL WITH BUTTONS, EXPANDABLE TO 4 CALLS



COMPATIBLE SYSTEMS



Lithos is our entry panel for small apartment buildings. It is a load of technology with a brushed stainless steel AISI 316L finish. Expandable up to 4 calls. Its amazing simplicity and elegance enhance its solidity; with an IP54 protection rating. The "wide-eye" lens gives excellent performance, and it comes with a signal microprocessor, providing wide-angle aperture and zoom. Ready for wall installation, simply add 2 accessories to make it recess-mounted.



Recess mounted
7 mm thick



Wall mounted
30 mm thick



Intercom version

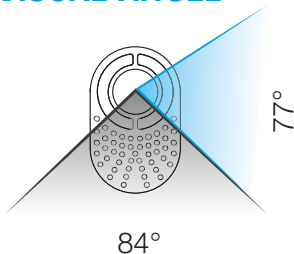


Video intercom version




Water and dust protection
IP54

VISUAL ANGLE



DIMENSIONS (MM)



PLUS

AISI 316L brushed stainless steel finish

Intercom function

From 1 to 4 calls only by replacing the keys

Speaker, microphone and electric lock-timing adjustments

High efficiency 4 LED illuminator

**PLUS**

- AISI 316L brushed stainless steel finish
- Water and dust protection IP54
- Intercom function
- From 1 to 4 calls only by replacing the keys
- Speaker, microphone and electric lock-timing adjustments
- "Wide-eye" lens with 77° vertical and 94° horizontal aperture
- High efficiency 4 LED illuminator

**LVC/01**
62020070**TECHNICAL CHARACTERISTICS**

MODELS	LVC/01
Dimensions (mm)	99 x 207 x 30
Power supply (V)	16 ÷ 18 DC
Consumption in stand-by mode (mA)	100
Max. absorption (mA)	250
Operating temperature (°C)	-25 ÷ +50
Protection rating (IP)	54
Video standard	PAL/NTSC
Video resolution (pixels)	680 x 512
Color	Brushed stainless steel

CODE**DESCRIPTION****LVC/01**
62020070**Video entry phone monolithic external unit for X1 system that can be expanded up to 4 calls.**

AISI 316 brushed stainless steel finish. With NTSC/PAL camera sensor, 680x512 resolution and built-in microprocessor for digital signal processing. Wide-eye lens with 94° horizontal and 77° vertical aperture and digital zoom. It allows to adjust the sound of the microphone, the speaker and the activation time of the electric lock. Backlighting of the blue name-tag keys. Programming can be done manually or via software. IP54 water and dust protection.





PLUS

- AISI 316L brushed stainless steel finish
- Water and dust protection IP54
- Intercom function
- From 1 to 4 calls only by replacing the keys
- Speaker, microphone and electric lock-timing adjustments

LC/01
60090650

TECHNICAL CHARACTERISTICS

MODELS	LC/01
Dimensions (mm)	99 x 207 x 30
Power supply (V)	16 ÷ 18 DC
Consumption in stand-by mode (mA)	75
Max. absorption (mA)	120
Operating temperature (°C)	-25 ÷ +50
Protection rating (IP)	54
Color	Brushed stainless steel

CODE

DESCRIPTION

LC/01







60090650

Monolith intercom entry panel for X1 system; expandable to 4 calls.

AISI 316 brushed stainless steel finish. Adjusts the sound of the microphone, the speaker and the activation time of the electric lock. Backlighting of the blue name-tag keys. Programming can be done manually or via software. IP54 water and dust protection.



Accessories

CODE	DESCRIPTION	
DPS 61800030	Single button with name tag. Basic set with transparent polycarbonate anti-UV outer cover. Size of the name tag 53x13 mm.	
DPH 61800040	Double height single button with name tag. Basic set with transparent polycarbonate anti-UV outer cover. Size of the name tag 53x33 mm.	
DPD 61800050	Double overhang button with name tag. Basic set with transparent polycarbonate anti-UV outer cover. Size of the name tag 25x13 mm.	
LTP 61800410	Rain flap for installing on wall onto entry panels of the Lithos series. Painted, steel-laminate rain flap to fit on intercom and video intercom entry panels of the Lithos series.	
LCI 61800420	Frame for recess-mounting entry panels of the Lithos series. Frame made of PC/ABS techno-polymer - gray. To be used with the LSI recess-mounting box for intercom and video intercom entry panels of the Lithos series.	
LSI 60090640	Recess-mounting box for fitting entry panels of the Lithos series. Plastic recess-mounting box with pre-punched holes for passing cables. Fit the LCI frame to finish off the installation.	



COMPATIBLE SYSTEMS



Looking for personality, elegance, and flexibility? Thangram is the entry panel for you. This semi modular series lets you customize both the functional and aesthetic parts. It provides both push-button and digital solutions, including a digital version with built-in access control. The recess-mounted solution is a must.



Recess mounted
2 mm thick



Wall mounted
25 mm thick



Intercom version

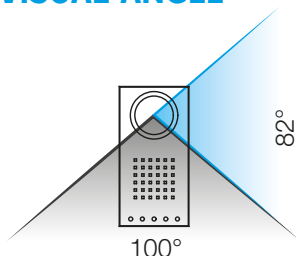


Video intercom version

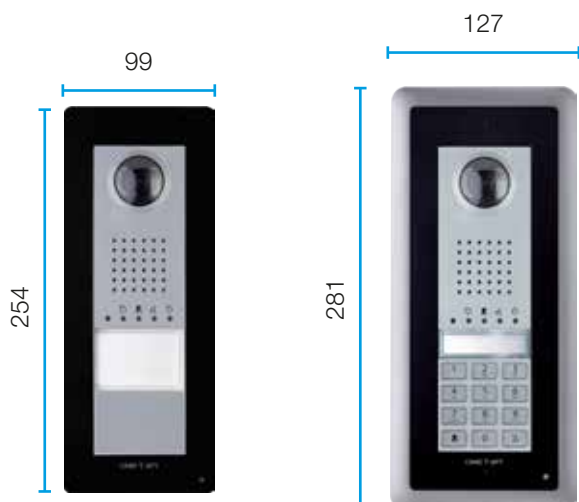


Water and dust protection
IP54

VISUAL ANGLE



DIMENSIONS (MM)



PLUS

Body made of techno-polymer, with either Greyhound or Metal finish

Cover made of interchangeable anodized aluminum in 9 colors

High efficiency 4 LED illuminator with adjustable intensity

Sound and visual alerts

Keypad for digital calls and access control, with built-in display

Door opener activated by number code or proximity card

Adjustable speaker, microphone and electric lock

Mini USB for firmware updates and programming

Web interface for device configuration

Up to 108 pushbutton calls, 2600 digital calls (DNA module) or 1250 (DCOMBO module)

Local or PoE power-supply

IP360

PLUS

- Body made of techno-polymer, with either Greyhound or Metal finish
- Interchangeable anodized aluminum plaque available in 9 colors (not supplied)
- Water and dust protection IP54
- Wide-eye lens aperture 100° horizontally and 82° vertically (adjustable)
- Adjustable illuminator brightness
- LED with pictograms for status alerts: door opening, active communication, call in progress and system busy
- Adjustable speaker, microphone and electric lock
- Mini USB port for PC connection and software programming
- Web interface for device configuration
- SIP protocol
- H.264 video codec, G711 audio codec
- Local or PoE (Powered over Ethernet) power supply
- Expandable to 208 button calls (add DP/O), 2600 digital calls with DNA-module and 1250 in combination with DCOMBO-module


DVC/IP ME
62020340

TECHNICAL CHARACTERISTICS

MODELS	DVC/IP ME
Dimensions (mm)	99 x 254 x 25
Power supply (V)	12 ÷ 24 DC
PoE power supply	IEEE 802.3af (13W)
Max. absorption (mA)	200
Operating temperature (°C)	-25 ÷ +55
Protection rating (IP)	54
Video standard	H.264
Video resolution (pixels)	640 x 480
Color	Metal

CODE

DESCRIPTION

DVC/IP ME
62020340
Semi-modular, monolith video intercom entry panel for IP360 systems.

Body made of techno-polymer and chromed, satin metal finish. With a 1/4 CMOS camera sensor, 640x480 VGA resolution and built-in microprocessor for digital signal processing. Grand angle wide-eye lens with 100° horizontal and 82° vertical opening and digital zoom adjustment. Equipped with local control for electric lock, auxiliary contact (1 A, 24 V max), I/O programmable inputs for door lock release button and for door status alerts, I/O programmable output for activating external cameras. Terminals for network, PoE or local connection. The front is equipped with LEDs for visual indication of the system status. Blue backlit name-tag keys with adjustable brightness. On-board web server for configuring and updating firmware. Power supply POE or local 12 to 24 V DC. To finish off with front plaque. IP54 water and dust protection.





PLUS

- Techno-polymer body with Greyhound finish
- Anodized aluminum plaque with Aluminum color
- Water and dust protection IP54
- Wide-eye lens aperture 100° horizontally and 82° vertically (adjustable)
- Adjustable illuminator brightness
- LED pictograms for status alerts: door opening, active communication, call in progress and system busy
- Adjustable speaker, microphone and electric lock
- Mini USB port for PC connection and software programming

DVC/01
62020010

TECHNICAL CHARACTERISTICS

MODELS	DVC/01
Dimensions (mm)	99 x 254 x 25
Power supply (V)	14 ÷ 18 DC
Consumption in stand-by mode (mA)	130
Max. absorption (mA)	320
Operating temperature (°C)	-25 ÷ +50
Protection rating (IP)	54
Video standard	PAL/NTSC
Video resolution (pixels)	680 x 512
Color	Greyhound

CODE

DESCRIPTION

DVC/01
62020010

Semi-modular, monolith video intercom entry panel for X1 systems.

Body made of techno-polymer with Greyhound finish and with Aluminum colored front plaque. Equipped with PAL/NTSC camera sensor with 680x512 resolution and integrated microprocessor for digital signal processing. Wide-eye lens with 100° horizontal and 82° vertical opening and digital zoom adjustment. Equipped with local control for electric lock, inputs for door-opener button and for signaling the door status, and one output for activating external cameras. It allows to adjust the microphone and speaker audio and the electric lock activation time. Blue backlit name tag buttons. Up to 108 calls can be expanded with the extra DP0 push-button panel or with a keypad module for digital calls. IP54 water and dust protection.





PLUS

- Techno-polymer body with Metal finish
- Interchangeable anodized aluminum plaque available in 9 colors (not supplied)
- Water and dust protection IP54
- Wide-eye lens aperture 100° horizontally and 82° vertically (adjustable)
- Adjustable illuminator brightness
- LED with pictograms for status alerts: door opening, active communication, call in progress and system busy
- Adjustable speaker, microphone and electric lock
- Mini USB port for PC connection and software programming



DVC/01 ME
62020020

TECHNICAL CHARACTERISTICS

MODELS	DVC/01 ME
Dimensions (mm)	99 x 254 x 25
Power supply (V)	14 ÷ 18 DC
Consumption in stand-by mode (mA)	130
Max. absorption (mA)	320
Operating temperature (°C)	-25 ÷ +50
Protection rating (IP)	54
Video standard	PAL/NTSC
Video resolution (pixels)	680 x 512
Color	Metal

CODE

DESCRIPTION

DVC/01 ME
62020020

Semi-modular, monolith video intercom entry panel for X1 systems - Metal finish.

Body made of techno-polymer and chromed, satin metal finish. Equipped with PAL/NTSC camera sensor with 680x512 resolution and integrated microprocessor for digital signal processing. Wide-eye lens with 100° horizontal and 82° vertical opening and digital zoom adjustment. Equipped with local control for electric lock, inputs for door-opener button and for signaling the door status, and one output for activating external cameras. It allows to adjust the microphone and speaker audio and the electric lock activation time. The front is equipped with LEDs for visual indication of the system status. Blue backlit name tag buttons. Up to 108 calls can be expanded with the extra DP0 push-button panel or with a keypad module for digital calls. Front plaque not included. IP54 water and dust protection.





PLUS

- Techno-polymer body with Greyhound finish
- Anodized aluminum plaque with Aluminum color
- Water and dust protection IP54
- Wide-eye lens aperture 100° horizontally and 82° vertically (adjustable)
- Adjustable illuminator brightness
- LED with pictograms for status alerts: door opening, active communication, call in progress and system busy
- Adjustable speaker, microphone and electric lock
- Mini USB port for PC connection and software programming

DVC/08
62020030

TECHNICAL CHARACTERISTICS

MODELS	DVC/08
Dimensions (mm)	99 x 254 x 25
Power supply (V)	14 ÷ 18 DC
Consumption in stand-by mode (mA)	130
Max. absorption (mA)	320
Operating temperature (°C)	-25 ÷ +50
Protection rating (IP)	54
Video standard	PAL/NTSC
Video resolution (pixels)	680 x 512
Color	Greyhound

CODE

DESCRIPTION

DVC/08
62020030

Semi-modular, monolith video intercom entry panel for XIP systems.

Body made of techno-polymer with Greyhound finish, and with Aluminum colored front plaque. Equipped with PAL/NTSC camera sensor with 680x512 resolution and integrated microprocessor for digital signal processing. Wide-eye lens with 100° horizontal and 82° vertical opening and digital zoom adjustment. Equipped with local control for electric lock, inputs for door-opener button and for signaling the door status, and one output for activating external cameras. The front is equipped with LEDs for visual indication of the system status. It allows to adjust the microphone and speaker audio and the electric lock activation time. Blue backlit name tag buttons. Can be expanded with the additional DPO keypad or with a keypad module for digital calls. IP54 water and dust protection.





PLUS

- Techno-polymer body with Metal finish
- Interchangeable anodized aluminum plaque available in 9 colors (not supplied)
- Water and dust protection IP54
- Wide-eye lens aperture 100° horizontally and 82° vertically (adjustable)
- Adjustable illuminator brightness
- LED with pictograms for status alerts: door opening, active communication, call in progress and system busy
- Adjustable speaker, microphone and electric lock
- Mini USB port for PC connection and software programming



DVC/08 ME
62020040

TECHNICAL CHARACTERISTICS

MODELS	DVC/08 ME
Dimensions (mm)	99 x 254 x 25
Power supply (V)	14 ÷ 18 DC
Consumption in stand-by mode (mA)	90
Max. absorption (mA)	200
Operating temperature (°C)	-25 ÷ +50
Protection rating (IP)	54
Video standard	PAL/NTSC
Video resolution (pixels)	680 x 512
Color	Metal

CODE


DESCRIPTION

DVC/08 ME
62020040

Semi-modular, monolith video intercom entry panel for XIP systems, Metal finish.

Body made of techno-polymer and chromed, satin metal finish. Equipped with PAL/NTSC camera sensor with 680x512 resolution and integrated microprocessor for digital signal processing. Wide-eye lens with 100° horizontal and 82° vertical opening and digital zoom adjustment. Equipped with local control for electric lock, inputs for door-opener button and for signaling the door status, and one output for activating external cameras. It allows to adjust the microphone and speaker audio and the electric lock activation time. The front is equipped with LEDs for visual indication of the system status. Blue backlit name tag buttons. Can be expanded with the additional DP0 keypad or with a keypad module for digital calls. Front plaque not included. IP54 water and dust protection.





PLUS

- Body made of techno-polymer, with either Greyhound or Metal finish
- Interchangeable anodized aluminum plaque available in 9 colors (not supplied)
- Water and dust protection IP54
- LED with pictograms for status alerts: door opening, active communication, call in progress and system busy
- Adjustable speaker, microphone and electric lock
- Mini USB port for PC connection and software programming
- Web interface for device configuration
- SIP protocol
- H.264 video codec, G711 audio codec
- Local or PoE (Powered over Ethernet) power supply
- Expandable to 208 button calls (add DP/0), 2600 digital calls with DNA-module and 1250 in combination with DCOMBO-module

DC/IP ME 60091030

TECHNICAL CHARACTERISTICS

MODELS	DC/IP ME
Dimensions (mm)	99 x 254 x 25
Power supply (V)	12 ÷ 24 DC
PoE power supply	IEEE 802.3af (13W)
Max. absorption (mA)	150
Operating temperature (°C)	-25 ÷ +55
Protection rating (IP)	54
Color	Metal

CODE

DESCRIPTION

DC/IP ME 60091030

Semi-modular, monolith intercom entry panel for IP360 system.

Body made of techno-polymer and chromed, satin metal finish. Equipped with local control for electric lock, auxiliary contact (1 A, 24 V max), I/O programmable inputs for door lock release button and for door status alerts, I/O programmable output for activating external cameras. Terminals for network, PoE or local connection. The front is equipped with LEDs for visual indication of the system status. Blue backlit name-tag keys with adjustable brightness. On-board web server for configuring and updating firmware. Power supply POE or local 12 to 24 V DC. To finish off with a front plaque. IP54 water and dust protection.





PLUS

- Techno-polymer body with Greyhound finish
- Anodized aluminum plaque with Aluminum color
- Water and dust protection IP54
- LED with pictograms for status alerts: door opening, active communication, call in progress and system busy
- Adjustable speaker, microphone and electric lock
- Mini USB port for PC connection and software programming

DC/01
60090010

TECHNICAL CHARACTERISTICS

MODELS	DC/01
Dimensions (mm)	99 x 254 x 25
Power supply (V)	14 ÷ 18 DC
Consumption in stand-by mode (mA)	130
Max. absorption (mA)	320
Operating temperature (°C)	-25 ÷ +50
Protection rating (IP)	54
Color	Greyhound

CODE


DESCRIPTION

DC/01
60090010

Semi-modular, monolith intercom entry panel for X1 system.

Body made of techno-polymer with Greyhound finish and with Aluminum colored front plaque. Equipped with local control for electric lock, inputs for door-opener button and for signaling the door status, and one output for activating external cameras. It allows to adjust the microphone and speaker audio and the electric lock activation time. The front is equipped with LEDs for visual indication of the system status. Blue backlit name tag buttons. Up to 108 calls can be expanded with the extra DP0 push-button panel or with a keypad module for digital calls. IP54 water and dust protection.





PLUS

- Techno-polymer body with Metal finish
- Interchangeable anodized aluminum plaque available in 9 colors (not supplied)
- Water and dust protection IP54
- LED with pictograms for status alerts: door opening, active communication, call in progress and system busy
- Adjustable speaker, microphone and electric lock
- Mini USB port for PC connection and software programming

DC/01 ME
60090020

TECHNICAL CHARACTERISTICS

MODELS	DC/01 ME
Dimensions (mm)	99 x 254 x 25
Power supply (V)	14 ÷ 18 DC
Consumption in stand-by mode (mA)	130
Max. absorption (mA)	320
Operating temperature (°C)	-25 ÷ +50
Protection rating (IP)	54
Color	Metal

CODE

DESCRIPTION

DC/01 ME
60090020

Semi-modular, monolith intercom entry panel for X1 system, Metal finish.

Body made of techno-polymer and chromed, satin metal finish. Equipped with local control for electric lock, inputs for door-opener button and for signaling the door status, and one output for activating external cameras. It allows to adjust the microphone and speaker audio and the electric lock activation time. The front is equipped with LEDs for visual indication of the system status. Blue backlit name tag buttons. Up to 108 calls can be expanded with the extra DP0 push-button panel or with a keypad module for digital calls. Front plaque not included. IP54 water and dust protection.





PLUS

- Techno-polymer body with Greyhound finish
- Anodized aluminum plaque with Aluminum color
- Water and dust protection IP54
- LED with pictograms for status alerts: door opening, active communication, call in progress and system busy
- Adjustable speaker, microphone and electric lock
- Mini USB port for PC connection and software programming



DC/08
60090030

TECHNICAL CHARACTERISTICS

MODELS	DC/08
Dimensions (mm)	99 x 254 x 25
Power supply (V)	14 ÷ 18 DC
Consumption in stand-by mode (mA)	90
Max. absorption (mA)	200
Operating temperature (°C)	-25 ÷ +50
Protection rating (IP)	54
Color	Greyhound


CODE

DESCRIPTION

DC/08**60090030****Semi-modular, monolith intercom entry panel for XIP system.**

Body made of techno-polymer with Greyhound finish and with Aluminum colored front plaque. Equipped with local control for electric lock, inputs for door-opener button and for signaling the door status, and one output for activating external cameras. It allows to adjust the microphone and speaker audio and the electric lock activation time. The front is equipped with LEDs for visual indication of the system status. Blue backlit name tag buttons. Can be expanded with the additional DP0 keypad or with a keypad module for digital calls. IP54 water and dust protection.





PLUS

- Techno-polymer body with Metal finish
- Interchangeable anodized aluminum plaque available in 9 colors (not supplied)
- Water and dust protection IP54
- LED with pictograms for status alerts: door opening, active communication, call in progress and system busy
- Adjustable speaker, microphone and electric lock
- Mini USB port for PC connection and software programming

DC/08 ME
60090040

TECHNICAL CHARACTERISTICS

MODELS	DC/08 ME
Dimensions (mm)	99 x 254 x 25
Power supply (V)	14 ÷ 18 DC
Consumption in stand-by mode (mA)	90
Max. absorption (mA)	200
Operating temperature (°C)	-25 ÷ +50
Protection rating (IP)	54
Color	Metal

CODE

DESCRIPTION

DC/08 ME
60090040

Semi-modular, monolith intercom entry panel for XIP system, Metal finish.









Body made of techno-polymer and chromed, satin metal finish. Equipped with local control for electric lock, inputs for door-opener button and for signaling the door status, and one output for activating external cameras. It allows to adjust the microphone and speaker audio and the electric lock activation time. The front is equipped with LEDs for visual indication of the system status. Blue backlit name tag buttons. Can be expanded with the additional DP0 keypad or with a keypad module for digital calls. Front plaque not included. IP54 water and dust protection.





Accessories

CODE	DESCRIPTION	
DSI 60090050	Recess-mounting box for entry panels of the Thangram series. Plastic recess-mounting box with self-locking joints and pre-punched holes for passing the cables. To finish off the installation with the DCI or DCI ME frame. Can be used with any entry panel of the Thangram series or extra DP0 button panel.	
DPF AL 60090060	Anodized aluminum front plaque, Aluminum finish. It comes with techno-polymer brace. Can be used with any entry panel of the Thangram series or extra DP0 button panel.	
DPF NF 60090070	Anodized aluminum front plaque, Matt Black finish. It comes with techno-polymer brace. Can be used with any entry panel of the Thangram series or extra DP0 button panel.	
DP0 60090080	Extra button panel for intercom and video intercom entry panels of the Thangram series. Set up to house, maximum 10, single and double overhang buttons and maximum 5, double height buttons. Equipped with 20 blue LEDs for backlighting the name tag keys. To finish off with a front plaque. IP54 water and dust protection.	
DPF ME 60090530	Anodized aluminum front plaque, Metal finish. It comes with techno-polymer brace. Can be used with any entry panel of the Thangram series or extra DP0 button panel.	
DPF RS 60090560	Anodized aluminum front plaque, Dark Red RAL 3011 finish. It comes with techno-polymer brace. Can be used with any entry panel of the Thangram series or extra DP0 button panel.	
DPF BL 60090570	Anodized aluminum front plaque, Ocean Blue RAL 5020 finish. It comes with techno-polymer brace. Can be used with any entry panel of the Thangram series or extra DP0 button panel.	
DPF BI 60090580	Anodized aluminum front plaque, White finish. It comes with techno-polymer brace. Can be used with any entry panel of the Thangram series or extra DP0 button panel.	



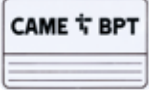


Accessories

CODE	DESCRIPTION	
DPF VD 60090590	Anodized aluminum front plaque, Turquoise Mint RAL 6033 finish. It comes with techno-polymer brace. Can be used with any entry panel of the Thangram series or extra DP0 button panel.	
DPF AR 60090610	Anodized aluminum front plaque, Orange Yellow RAL 2000 finish. It comes with techno-polymer brace. Can be used with any entry panel of the Thangram series or extra DP0 button panel.	
DPF NL 60090620	Anodized aluminum front plaque, Deep Black RAL 9005 glossy finish. It comes with techno-polymer brace. Can be used with any entry panel of the Thangram series or extra DP0 button panel.	
DSM 60090630	Steel recess-mounting box for entry panels of the Thangram series. Galvanized steel recess-mounting box with pre-punched holes for passing the cables. To finish off the installation with the DCI or DCI ME frame. Can be used with any entry panel of the Thangram series or extra DP0 button panel.	
DCI 61800010	Frame for recess-mounting entry panels of the Thangram series; Greyhound finish. Satin chrome plated plastic frame; Greyhound finish. To use with the DSI recess-mounting box and with any entry panel of the Thangram series; with Greyhound finish and extra DP0 button panel.	
DCI ME 61800020	Frame for recess-mounting entry panels of the Thangram series; Metal finish. Satin chrome plated plastic frame; Metal finish. To use with the DSI recess-mounting box and with any entry panel of the Thangram series; with Metal finish and extra DP0 button panel.	
DPS 61800030	Single button with name tag. Basic set with transparent polycarbonate anti-UV outer cover. Size of the name tag 53x13 mm.	
DPH 61800040	Double height single button with name tag. Basic set with transparent polycarbonate anti-UV outer cover. Size of the name tag 53x33 mm.	

Accessories

CODE	DESCRIPTION	
DPD 61800050	Double overhang button with name tag. Basic set with transparent polycarbonate anti-UV outer cover. Size of the name tag 25x13 mm.	
DTS 61800060	Single cap; Greyhound finish. Techno-polymer cap. To use with any entry panel of the Thangram series; with Greyhound finish and extra DP0 button panel.	
DTS ME 61800070	Single cap; Metal finish. Techno-polymer cap plated in Metal satin chrome. To use with any entry panel of the Thangram series; with Metal finish and extra DP0 button panel.	
DTH 61800080	Double-height cap; Greyhound finish. Techno-polymer cap. To use with any entry panel of the Thangram series; with Greyhound finish and extra DP0 button panel.	
DTH ME 61800090	Double-height cap; Metal finish. Techno-polymer cap plated in Metal satin chrome. To use with any entry panel of the Thangram series; with Metal finish and extra DP0 button panel.	
DRFID 61800290	RFID reader module for proximity cards to use with entry panels of the Thangram series. With antenna and decoding circuit and Mifare technology (13.56 MHz). It is fitted onto the entry panel (it takes up 2 single buttons). For use with any Thangram series intercom entry panel system and video intercom entry panel system (not applicable to the DP0 additional push-button panel).	
DNA 61800320	Keypad module for digital call and access control to use with entry panels of the Thangram series. Greyhound finish. Keypad module with 12 PC/ABS techno-polymer buttons. Key 0 to 9 for entering the code and 2 other keys for the main functions: activate call and confirm access code. It is fitted onto the entry panel (it takes up 3 single buttons). For use with any intercom and video intercom entry panel of the Thangram series; with Greyhound finish. The extra DP0 button panel does not apply.	
DNA ME 61800360	Keypad module for digital call and access control to use with entry panels of the Thangram series. Metal finish. 12-button keypad module made of PC/ABS techno-polymer with Metal satin chrome plating. Key 0 to 9 for entering the code and 2 other keys for the main functions: activate call and confirm access code. It is fitted onto the entry panel (it takes up 3 single buttons). To use with any intercom and video intercom entry panel of the Thangram series; with Metal finish. The extra DP0 button panel does not apply.	

Accessories

CODE	DESCRIPTION	
DTP 61800390	Rain flap for installing on wall onto entry panels of the Thangram series. Painted steel sheeting rain flap. To use with any entry panel of the Thangram series or with the extra DP0 button panel.	
DMI 61800440	Information module for generic alerts. Basic set with transparent polycarbonate anti-UV outer cover. Can be used with any entry panel of the Thangram series or extra DP0 button panel. Cannot be used as a call button. Information tag dimensions: 53x33 mm.	
DBAD10 61800460	Proximity card with Mifare technology. To use for interacting with RFID readers. The package contains 10 pieces.	
DTAG5 61800470	Keyfob proximity device with Mifare technology. To use for interacting with RFID readers. The package contains 5 pieces.	
DCOMBO 61800760	Keypad module for digital calls and access control with RFID reader and built-in display. To use with entry panels of the Thangram series. Keypad module with soft touch buttons, integrated LCD display and proximity key reader. It is installed in the entry panel and occupies the space of 4 single keys. It is for searching for users in the address book and for enabling access control via a numeric code or proximity key. It allows you to store up to 1250 names in the address book. For use with any Thangram series intercom entry panel system and video intercom entry panel system (not applicable to the DP0 additional push-button panel).	





COMPATIBLE SYSTEMS



Do security and style count for you? Digitha gives you the security of a vandal-proof entry panel with sleek design features.

Digitha stands out for its stainless steel front plate with a double contrast finish, graphic LCD display, alphanumeric keyboard with touch buttons and built-in proximity key reader. It is easy to install and program thanks to its "Quick Start" function that guides you through all phases on the display. Digitha is also available in a special electric polished finish for better resistance to weathering, or in a version without a proximity card reader. Digitha, which can be installed both recessed and wall-mounted, is suitable for large XiP-based systems.



Recess mounted
2 mm thick



Wall mounted
47 mm thick



Intercom version



Video intercom version



Water and dust protection
IP54

PLUS

Body made of double finishing treated stainless steel and finish of your choice, between electric polished and Metal

Vandal-proof front plate

NTSC/PAL camera sensor, resolution 680 x 512

Built-in microprocessor for digital processing of the video signal

LCD graphical display

Keypad for digital calls to 2600 users

Door opener activated by number code or proximity card

Sound and visual alerts

Mini USB for firmware updates and programming

Quick start function, menu-driven programming on display

DIMENSIONS (MM)



**PLUS**

- Body made of AISI 304 stainless steel with double finishing treated with Metal finish
- Vandal-proof front plate
- Water and dust protection IP54
- NTSC/PAL camera sensor, 680x512 resolution and built-in microprocessor for digital signal processing
- Wide-eye lens aperture 100° horizontally and 82° vertically (adjustable)
- LCD graphical display
- Keypad for digital calls to 2600 users
- Open the front door using a numerical code or built-in proximity card
- Sound and visual alerts for the hearing and visually impaired
- Mini USB port for PC connection and software programming
- Dip-switch for adapting the line impedance
- Quick start function, menu-driven programming on display



DDVC/08 VR
62080010

TECHNICAL CHARACTERISTICS

MODELS	DDVC/08 VR
Dimensions (mm)	140 x 380 x 40
Power supply (V)	14 ÷ 18 DC
Max. absorption (mA)	370
Operating temperature (°C)	-30 ÷ +50
Protection rating (IP)	54
Video standard	PAL/NTSC
Video resolution (pixels)	680 x 512
Color	Double stainless steel finish

CODE**DESCRIPTION**

DDVC/08 VR
62080010

Vandal-proof monolith video intercom entry panel for XIP systems; double finishing treatment.

Entry panel with AISI 304 stainless steel front plate and double finish treatment. PAL/NTSC 680x512 resolution video camera sensor with built-in microprocessor for digital signal processing. Wide-eye lens with 100° horizontal and 82° vertical opening and digital zoom adjustment. Featuring a graphical LCD display, 4 function keys for browsing the graphical interface, alphanumeric keypad for digital calls and access control and RFID reader. Equipped with local control for electric lock, inputs for door-opener button and for signaling the door status, and, one output for activating external cameras. Adjustable microphone and speaker volumes. An LED is fitted in the front top provide visual alerts as to the system status. Dip-switch for adapting the line impedance. Manual "Quick Start" programming with menu-driven display or PC operation via MINI USB connector. IP54 water and dust protection.





PLUS

- Body made of AISI 304 stainless steel with double finishing treated with Metal finish
- Vandal-proof front plate
- Water and dust protection IP54
- NTSC/PAL camera sensor, 680x512 resolution and built-in microprocessor for digital signal processing
- Wide-eye lens aperture 100° horizontally and 82° vertically (adjustable)
- LCD graphical display
- Keypad for digital calls to 2600 users
- Open main door via number code
- Sound and visual alerts for the hearing and visually impaired
- Mini USB port for PC connection and software programming
- Dip-switch for adapting the line impedance
- Quick start function, menu-driven programming on display

DDVC/08 VR ME1 62080030

TECHNICAL CHARACTERISTICS

MODELS	DDVC/08 VR ME1
Dimensions (mm)	140 x 380 x 40
Power supply (V)	14 ÷ 18 DC
Max. absorption (mA)	370
Operating temperature (°C)	-30 ÷ +50
Protection rating (IP)	54
Video standard	PAL/NTSC
Video resolution (pixels)	680 x 512
Color	Double stainless steel finish

CODE

DESCRIPTION

DDVC/08 VR ME1 62080030

Vandal-proof monolith video intercom entry panel for XIP systems; double finishing treatment.

Entry panel with AISI 304 stainless steel front plate and double finish treatment. PAL/NTSC 680x512 resolution video camera sensor with built-in microprocessor for digital signal processing. Wide-eye lens with 100° horizontal and 82° vertical opening and digital zoom adjustment. Featuring a graphical LCD display, 4 function keys for browsing the graphical interface, alphanumeric keypad for digital calls and access control. Equipped with local control for electric lock, inputs for door-opener button and for signaling the door status, and one output for activating external cameras. Adjustable microphone and speaker volume. An LED is fitted in the front top provide visual alerts as to the system status. Dip-switch for adapting the line impedance. Manual "Quick Start" programming with menu-driven display or PC operation via MINI USB connector. IP54 water and dust protection.



**PLUS**

- Body made of AISI 304 stainless steel with double finishing treated with and electric polishing finish.
- Vandal-proof front plate
- Water and dust protection IP54
- NTSC/PAL camera sensor, 680x512 resolution and built-in microprocessor for digital signal processing
- Wide-eye lens aperture 100° horizontally and 82° vertically (adjustable)
- LCD graphical display
- Keypad for digital calls to 2600 users
- Open the front door using a numerical code or built-in proximity card
- Sound and visual alerts for the hearing and visually impaired
- Mini USB port for PC connection and software programming
- Dip-switch for adapting the line impedance
- Quick start function, menu-driven programming on display



DDVC/08 VR ELU
62080040

TECHNICAL CHARACTERISTICS

MODELS	DDVC/08 VR ELU
Dimensions (mm)	140 x 380 x 40
Power supply (V)	14 ÷ 18 DC
Max. absorption (mA)	370
Operating temperature (°C)	-30 ÷ +50
Protection rating (IP)	54
Video standard	PAL/NTSC
Video resolution (pixels)	680 x 512
Color	Electropolished stainless steel

CODE**DESCRIPTION**

DDVC/08 VR ELU
62080040

Vandal-proof monolith video intercom entry panel for XIP systems; electric polishing finish.

Entry panel with AISI 304 stainless steel front plate and electric polishing finish. PAL/NTSC 680x512 resolution video camera sensor with built-in microprocessor for digital signal processing. Wide-eye lens with 100° horizontal and 82° vertical opening and digital zoom adjustment. Featuring a graphical LCD display, 4 function keys for browsing the graphical interface, alphanumeric keypad for digital calls and access control and RFID reader. Equipped with local control for electric lock, inputs for door-opener button and for signaling the door status, and, one output for activating external cameras. Adjustable microphone and speaker volume. An LED is fitted in the front top provide visual alerts as to the system status. Dip-switch for adapting the line impedance. Manual "Quick Start" programming with menu-driven display or PC operation via MINI USB connector. IP54 water and dust protection.





PLUS

- Body made of AISI 304 stainless steel with double finishing treated with Metal finish
- Vandal-proof front plate
- Water and dust protection IP54
- LCD graphical display
- Keypad for digital calls to 2600 users
- Open the front door using a numerical code or built-in proximity card
- Sound and visual alerts for the hearing and visually impaired
- Mini USB port for PC connection and software programming
- Dip-switch for adapting the line impedance
- Quick start function, menu-driven programming on display

DDC/08 VR 60080010

TECHNICAL CHARACTERISTICS

MODELS	DDC/08 VR
Dimensions (mm)	140 x 380 x 40
Power supply (V)	14 ÷ 18 DC
Consumption in stand-by mode (mA)	370
Max. absorption (mA)	220
Operating temperature (°C)	-30 ÷ +50
Protection rating (IP)	54
Color	Double stainless steel finish

CODE

DESCRIPTION

DDC/08 VR 60080010

Vandal-proof monolith intercom entry panel for XIP systems; double finishing treatment.

Entry panel with AISI 304 stainless steel front plate and double finish treatment. Featuring a graphical LCD display, 4 function keys for browsing the graphical interface, alphanumeric keypad for digital calls and access control and RFID reader. Equipped with local control for electric lock, inputs for door-opener button and for signaling the door status, and one output for activating external cameras. Adjustable microphone and speaker volume. An LED is fitted in the front top provide visual alerts as to the system status. Dip-switch for adapting the line impedance. Manual "Quick Start" programming with menu-driven display or PC operation via MINI USB connector. IP54 water and dust protection.



**PLUS**

- Body made of AISI 304 stainless steel with double finishing treated with and electric polishing finish.
- Vandal-proof front plate
- Water and dust protection IP54
- LCD graphical display
- Keypad for digital calls to 2600 users
- Open the front door using a numerical code or built-in proximity card
- Sound and visual alerts for the hearing and visually impaired
- Mini USB port for PC connection and software programming
- Dip-switch for adapting the line impedance
- Quick start function, menu-driven programming on display



DDC/08 VR ELU
60080020

TECHNICAL CHARACTERISTICS

MODELS	DDC/08 VR ELU
Dimensions (mm)	140 x 380 x 40
Power supply (V)	14 ÷ 18 DC
Max. absorption (mA)	370
Operating temperature (°C)	-30 ÷ +50
Protection rating (IP)	54
Color	Electropolished stainless steel

CODE**DESCRIPTION**





DDC/08 VR ELU
60080020

Vandal-proof monolith intercom entry panel for XIP systems; electric polishing finish.

Entry panel with AISI 304 stainless steel front plate and electric polishing finish. Featuring a graphical LCD display, 4 function keys for browsing the graphical interface, alphanumeric keypad for digital calls and access control and RFID reader. Equipped with local control for electric lock, inputs for door-opener button and for signaling the door status, and, one output for activating external cameras. Adjustable microphone and speaker volume. An LED is fitted in the front top provide visual alerts as to the system status. Dip-switch for adapting the line impedance. Manual "Quick Start" programming with menu-driven display or PC operation via MINI USB connector. IP54 water and dust protection.



Accessories

CODE	DESCRIPTION	
DDSI VR 60090540	Recess-mounting box for entry panels of the Digitha series. Brushed stainless steel recess-mounting box with self-locking joints and pre-punched holes for passing the cables.	
DDCI VR 61800380	Frame with rain flap for installing onto entry panels of the Digitha series. Frame with brushed stainless steel sheeting rain flap for fitting on recess-mounted installations for greater rain protection.	
DDSP VR 60090550	Box with rain flap for installing onto entry panels of the Digitha series. Brushed stainless steel box with cable gland, wall plugs and fastening screws.	
DDSP VR ELU 60090690	Box with rain flap for installing onto entry panels of the Digitha series; electric polishing finish. Electric polished stainless steel wall-mounting box with cable gland, wall plugs and fastening screws. To pair with electric polished entry panels.	





COMPATIBLE SYSTEMS



MTM is an extremely extensive modular range: it is furnished with modules that function on 5 different systems and that allow numerous functions to be performed. The basic design makes the external unit attractive on all surfaces and, at the same time, functional in daily use. The aluminium satin finishes ensure brightness and long duration, while the attention to the details enabled small refinements such as the elimination of the speaker holes and the dual colour backlighting of the keys.



Recess mounted
13 mm thick



Wall mounted
64 mm thick



Intercom version



Video intercom version



Water and dust protection
IP54

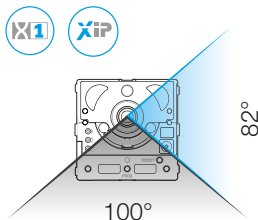
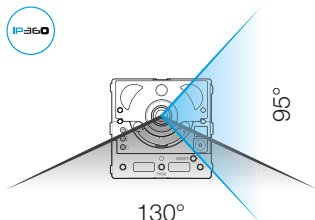


Shock protection rating
IK07




Version for the hearing impaired

VISUAL ANGLE



DIMENSIONS (MM)



PLUS

Satin finish anodized natural aluminum finish

A unique design free of the typical holes for the speaker

Direct connection to an analogue camera (X1 audio)

High efficiency illuminator with anti-glare diffuser

Sound and visual alerts

HD resolution and High Dynamic Range (HDR) technology

Blue or white backlit tag holders with brightness settings

MiniUSB front panel for firmware updating and programming

Up to 98 button calls and unlimited digital calls



DIGITAL DIALING

The display enables a directory of up to 7,200 names to be displayed. During programming, you can choose the most suitable search modes based on the number of users: a scrolling list or an alphabetical block search.



BUTTON COMPOSITION

On the call module you can add the front panel with the number of buttons you need. So you can forget about any caps and buttons, while keeping the composition flexible. Front panels with 2,3,4 and 8 buttons are available.

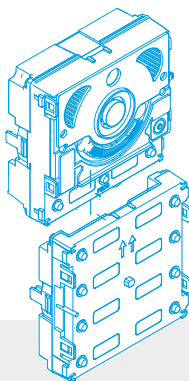

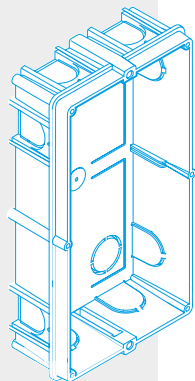


ACCESS CONTROL

The MTM range also includes 2 modules specifically for access control, one that is keypad operated and the other RDIF reader operated. Both modules are fitted with 2 on-board relay switches and 2 inputs for directly activating the relay switches.

RECESS BOX

Available for the various entry panel versions, from 1 to 4 modules, depth 48 mm.



FRAME

Aluminum module-housing profile with cataphoresis treatment and black paint coat to ensure high levels of endurance against corrosion and rust. Compatible with BTicino, Comelit and Urmet recess-mounting boxes.

ELECTRONIC MODULES

Snap-in installation with no screw needed. Simple wiring among the modules. No chance of error thanks to the polarized connectors.

FRONT PANELS

Front panels ready for use, as they are pre-configured and need no additional buttons or caps. Outer side made of satin-finish aluminum with sturdy internal structure to make the standard outer panel IK07.

OUTER FRAME

The closing frame is sleek and essential, entirely made of satin-finished aluminum.

MTM IS QUICK AND EASY TO INSTALL

The external unit consists of five components: the wall or recessed box, the frame, the electronic module, the front and the external frame.

WALL-MOUNTING BOXES

A wall-mounting box is available if recess-mounting is unavailable.

MODULAR ENTRY PANEL WITH VANDAL-PROOF FINISH



COMPATIBLE SYSTEMS



Sturdy and elegant materials are the strong points of the MTM VR series, the modular entry panel that stands out. Same performance levels and electronic modules as in the MTM "sister" version but featuring vandal-proof material: Zamak frames and covers, shock-proof buttons and security screws all provide for very high degree – IK09 – of shock protection.



Recess mounted
16 mm thick



Wall mounted
64 mm thick



Intercom version



Video intercom version



Water and dust protection
IP54

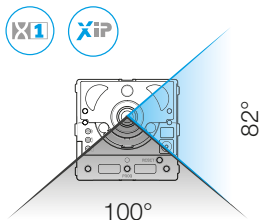
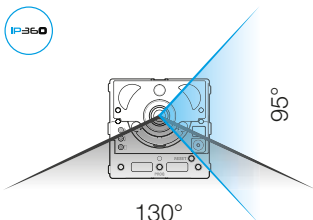


Shock protection rating
IK09




Version for the hearing impaired

VISUAL ANGLE



DIMENSIONS (MM)



PLUS

Zamark finish

Direct connection to an analogue camera (X1 audio)

High efficiency illuminator with anti-glare diffuser

Sound and visual alerts

HD resolution and High Dynamic Range (HDR) technology

Blue or white backlit tag holders with brightness settings

MiniUSB front panel for firmware updating and programming

Up to 98 button calls and unlimited digital calls

**PLUS**

- 2 call buttons
- 2 on-board controls: electric lock and auxiliary control (1A, 30V max)
- Video input for outdoor analog camera
- LED pictograms for status alerts: door opening, active communication, call in progress and system busy
- Adjustable speaker, microphone and electric lock
- Dual blue or white backlit name tags with brightness settings
- Water and dust protection IP54
- MiniUSB front panel for firmware updating and programming.

**MTMA/01**
60020010**TECHNICAL CHARACTERISTICS**

MODELS	MTMA/01
Dimensions (mm)	85 x 85 x 35
Packaging dimensions (mm)	156 x 57 x 110
Power supply (V)	16 ÷ 18 DC
Consumption in stand-by mode (mA)	70
Max. absorption (mA)	220
Operating temperature (°C)	-25 ÷ +55
Protection rating (IP)	54

CODE**DESCRIPTION****MTMA/01**
60020010**Intercom module for X1 systems.**

Electronic module with techno-polymer body and 2 call buttons with double, blue or white, namecard backlighting. Featuring a local control for electric lock, auxiliary contact (1A, 30V max), inputs for door lock release button and for door status indication (programmable I/O), output for activation of outdoor cameras (programmable I/O). With input for outdoor analog video camera. The front is equipped with LEDs for visual indication of the system status. It allows to adjust the audio volume of the microphone and speaker and the activation time of the electric lock. Manual or PC programming via MINI USB connector on the front. To finish off with intercom front panel. When combined with the corresponding front panel, it guarantees IP54 water and dust protection.



MTM - MTM VR

Components for modular external units
for X1, XIP, IP360, GSM and 200 systems

CAME  BPT



PLUS

- 2 call buttons
- Adjustable speaker, microphone and electric lock
- Water and dust protection IP54

MTMAL/01 60020020

TECHNICAL CHARACTERISTICS

MODELS	MTMAL/01
Dimensions (mm)	85 x 85 x 35
Packaging dimensions (mm)	156 x 57 x 110
Power supply (V)	14 ÷ 18 DC
Consumption in stand-by mode (mA)	65
Max. absorption (mA)	200
Operating temperature (°C)	-25 ÷ +55
Protection rating (IP)	54

CODE

DESCRIPTION

MTMAL/01
60020020

Lite intercom module for X1 systems.

Electronic module with techno-polymer body and 2 call buttons with blue name tag backlighting. With local control for electric lock, input for door lock release button, programmable I/O auxiliary output, programmable I/O output for enabling outdoor video cameras. It allows to adjust the audio volume of the microphone and speaker and the activation time of the electric lock. Manual programming. To finish off with lite intercom front panel. Only for creating push button entry panels and can power MTMRFID, MTMNA access control modules, and only if configured in Master mode. When combined with the corresponding front panel, it guarantees IP54 water and dust protection.





PLUS

- 2 call buttons
- Blue backlit name tags
- Expandable only with the MTM8C/200 call module
- Water and dust protection IP54



MTMA/200
60020210

TECHNICAL CHARACTERISTICS

MODELS	MTMA/200
Dimensions (mm)	85 x 85 x 35
Packaging dimensions (mm)	156 x 57 x 110
Power supply (V)	12 DC
Consumption in stand-by mode (mA)	4
Max. absorption (mA)	60
Operating temperature (°C)	-25 ÷ +55
Protection rating (IP)	54

CODE	DESCRIPTION
MTMA/200 60020210	Intercom modules for 200 systems. Electronic module with techno-polymer body and 2 call buttons with blue name tag backlighting. It allows to adjust the audio volume of the microphone and speaker. Expandable only with the MTM8C/200 call module for 200 systems. To finish off with lite intercom front panel. When combined with the corresponding front panel, it guarantees IP54 water and dust protection.



MTM - MTM VR

Components for modular external units
for X1, XIP, IP360, GSM and 200 systems

CAME  BPT



PLUS

- 2 call buttons
- 2 on-board controls: electric lock and auxiliary control (1A, 30V max)
- Logic connection of a remote IP CCTV camera possible
- LED pictograms for status alerts: door opening, active communication, call in progress and system busy
- Adjustable speaker, microphone and electric lock from PC
- Dual blue or white backlit name tags with brightness settings
- Water and dust protection IP54
- Web interface for device configuration
- SIP protocol
- H.264 video codec, G711 audio codec
- Local or PoE (Powered over Ethernet) power supply
- Expandable to 98 button calls plus unlimited digital calls with MTMKB module

MTMA/IP 60020040

TECHNICAL CHARACTERISTICS

MODELS	MTMA/IP
Dimensions (mm)	85 x 85 x 35
Packaging dimensions (mm)	156 x 57 x 110
Power supply (V)	12 ÷ 24 DC
PoE power supply	IEEE 802,3af (W)
Consumption in stand-by mode (mA)	70
Max. absorption (mA)	250
Operating temperature (°C)	-25 ÷ +55
Protection rating (IP)	54

CODE

DESCRIPTION

MTMA/IP
60020040

Intercom modules for IP360 systems.

Electronic module with techno-polymer body and 2 call buttons with double, blue or white, namecard backlighting. Featuring a local control for electric lock, auxiliary contact (1A, 30V max), inputs for door lock release button and for door status indication (programmable I/O), output for activation of outdoor cameras (programmable I/O). RJ45 port for network, PoE or local connection. The front is equipped with LEDs for visual indication of the system status. On-board web server for configuring and updating firmware. Can be manually programmed. To be completed with a video intercom front panel. When combined with the corresponding front panel, it guarantees IP54 water and dust protection.



**PLUS**

- 2 call buttons
- 2 on-board controls: electric lock and auxiliary control (1A, 30V max)
- LED pictograms for status alerts: door opening, active communication, call in progress and system busy
- Adjustable speaker, microphone and electric lock
- Dual blue or white backlit name tags with brightness settings
- Water and dust protection IP54
- MiniUSB front panel for firmware updating and programming.


MTMA/08
60020420
TECHNICAL CHARACTERISTICS

MODELS	MTMA/08
Dimensions (mm)	85 x 85 x 35
Packaging dimensions (mm)	156 x 57 x 110
Power supply (V)	14 ÷ 18 DC
Consumption in stand-by mode (mA)	30
Max. absorption (mA)	70
Operating temperature (°C)	-25 ÷ +55
Protection rating (IP)	54

CODE**DESCRIPTION**
MTMA/08
60020420
Intercom modules for XIP systems.

Electronic module with techno-polymer body and 2 call buttons with double, blue or white, namecard backlighting. Featuring a local control for electric lock, auxiliary contact (1A, 30V max), inputs for door lock release button and for door status indication (programmable I/O), output for activation of outdoor cameras (programmable I/O). Dip-switch for adapting the line impedance. The front is equipped with LEDs for visual indication of the system status. It allows to adjust the audio volume of the microphone and speaker and the activation time of the electric lock. Manual or PC programming via MINI USB connector on the front. To be completed with a video intercom front panel. When combined with the corresponding front panel, it guarantees IP54 water and dust protection.



MTM - MTM VR

Components for modular external units
for X1, XIP, IP360, GSM and 200 systems

CAME  BPT



PLUS

- Manages up to 1000 telephone numbers
- 2 call buttons
- 2 on-board controls: electric lock and auxiliary control (1A, 30V max)
- LED pictograms for status alerts: door opening, active communication, call in progress and system busy
- Adjustable speaker, microphone and electric lock
- Dual blue or white backlit name tags with brightness settings
- Water and dust protection IP54
- Programmable via SMS or PC software
- MiniUSB front panel for firmware updating and programming.

MTMA/GSM 60020410

TECHNICAL CHARACTERISTICS

MODELS	MTMA/GSM
Dimensions (mm)	85 x 85 x 35
Packaging dimensions (mm)	156 x 57 x 110
Power supply (V)	14 ÷ 24 AC/DC
Consumption in stand-by mode (mA)	50
Max. absorption (mA)	120
Operating temperature (°C)	-25 ÷ +55
Protection rating (IP)	54
Resolution (pixels)	1280 x 720
900 MHz GSM EGSM signal strength	33 dBm
1800 MHz GSM DCS signal strength	30 dBm

CODE

DESCRIPTION

MTMA/GSM 60020410

Intercom modules for GSM systems.

Electronic module with techno-polymer body and 2 call buttons with double, blue or white, namecard backlighting. Slot for on-board micro SIM (micro SIM not included). It can manage up to 1000 telephone numbers and remotely opens the gateway via a telephone ring. Featuring a local electric lock control, auxiliary contact (1A, 30V max), 2 inputs for call 1 and 2 (programmable I/O). The front is equipped with LEDs for visual indication of the system status. It allows to adjust the audio volume of the microphone and speaker and the activation time of the electric lock. Manual programming via SMS or from PC through the MINI USB connector on the front. Supplied with antenna and 2 m cable for antenna remote control. To finish off with intercom front panel. When combined with the corresponding front panel, it guarantees IP54 water and dust protection.





PLUS

- 2 call buttons
- 2 on-board controls: electric lock and auxiliary control (1A, 30V max)
- "Wide-eye" lens, aperture 100° horizontally and 82° vertically
- High efficiency illuminator (adjustable brightness) with anti-glare diffuser
- LED pictograms for status alerts: door opening, active communication, call in progress and system busy
- Adjustable speaker, microphone and electric lock
- Dual blue or white backlit name tags with brightness settings
- Water and dust protection IP54
- MiniUSB front panel for firmware updating and programming.

MTMV/01
62030010

TECHNICAL CHARACTERISTICS

MODELS	MTMV/01
Dimensions (mm)	85 x 85 x 35
Packaging dimensions (mm)	156 x 57 x 110
Power supply (V)	16 ÷ 18 DC
Consumption in stand-by mode (mA)	70
Max. absorption (mA)	220
Operating temperature (°C)	-25 ÷ +55
Protection rating (IP)	54
Video standard	PAL/NTSC
Video resolution (pixels)	680 x 512

CODE	DESCRIPTION
MTMV/01 62030010	<p>Intercom video modules for X1 systems.</p> <p>Electronic module with techno-polymer body and 2 call buttons with double, blue or white, namecard backlighting. PAL/NTSC video camera sensor with 680x512 pixel resolution and built-in microprocessor for digital signal processing. Wide-eye lens with 100° horizontal and 82° vertical opening and digital zoom adjustment. Even illumination of the subject with 2 high-efficiency white LEDs and anti-glare diffuser. Featuring a local control for electric lock, auxiliary contact (1A, 30V max), inputs for door lock release button and for door status indication (programmable I/O), output for activation of outdoor cameras (programmable I/O). The front is equipped with LEDs for visual indication of the system status. It allows to adjust the audio volume of the microphone and speaker and the activation time of the electric lock. Manual or PC programming via MINI USB connector on the front. To be completed with a video intercom front panel. When combined with the corresponding front panel, it guarantees IP54 water and dust protection.</p>



MTM - MTM VR

Components for modular external units
for X1, XIP, IP360, GSM and 200 systems

CAME  BPT



PLUS

- 2 call buttons
- 2 on-board controls: electric lock and auxiliary control (1A, 30V max)
- "Ultra wide-eye" lens, aperture 130° horizontally and 95° vertically
- HD resolution and High Dynamic Range (HDR) technology for better light/dark performance
- High efficiency illuminator (adjustable brightness) with anti-glare diffuser
- LED pictograms for status alerts: door opening, active communication, call in progress and system busy
- Adjustable speaker, microphone and electric lock from PC
- Dual blue or white backlit name tags with brightness settings
- Water and dust protection IP54
- Web interface for device configuration
- SIP protocol
- H.264 video codec, G711 audio codec
- Local or PoE (Powered over Ethernet) power supply
- Expandable to 98 button calls plus unlimited digital calls with MTMKB module

MTMV/IP 62030020

TECHNICAL CHARACTERISTICS

MODELS	MTMV/IP
Dimensions (mm)	85 x 85 x 35
Packaging dimensions (mm)	156 x 57 x 110
Power supply (V)	12 ÷ 24 DC
PoE power supply	IEEE 802,3af (W)
Consumption in stand-by mode (mA)	70
Max. absorption (mA)	250
Operating temperature (°C)	-25 ÷ +55
Protection rating (IP)	54
Video standard	H.264
Video resolution (pixels)	1280 x 720

CODE

DESCRIPTION

MTMV/IP 62030020

Intercom video modules for IP360 systems.

Electronic module with techno-polymer body and 2 call buttons with double, blue or white, namecard backlighting. Video camera sensor with HD 1280x720 resolution and HDR technology, plus built-in microprocessor for digital signal processing. Ultra wide-eye grand angle lens with 130° horizontal and 95° vertical opening and digital zoom adjustment. Even illumination of the subject with 2 high-efficiency white LEDs and anti-glare diffuser. Featuring a local control for electric lock, auxiliary contact (1A, 30V max), inputs for door lock release button and for door status indication (programmable I/O), output for activation of outdoor cameras (programmable I/O). RJ45 port for network, PoE or local connection. The front is equipped with LEDs for visual indication of the system status. On-board web server for configuring and updating firmware. Can be manually programmed. To be completed with a video intercom front panel. When combined with the corresponding front panel, it guarantees IP54 water and dust protection.



**PLUS**

- 2 call buttons
- 2 on-board controls: electric lock and auxiliary control (1A, 30V max)
- "Wide-eye" lens, aperture 100° horizontally and 82° vertically
- High efficiency illuminator (adjustable brightness) with anti-glare diffuser
- LED pictograms for status alerts: door opening, active communication, call in progress and system busy
- Adjustable speaker, microphone and electric lock
- Dual blue or white backlit name tags with brightness settings
- Water and dust protection IP54
- MiniUSB front panel for firmware updating and programming.

**MTMV/08**
62030060**TECHNICAL CHARACTERISTICS**

MODELS	MTMV/08
Dimensions (mm)	85 x 85 x 35
Packaging dimensions (mm)	156 x 57 x 110
Power supply (V)	14 ÷ 18 DC
Consumption in stand-by mode (mA)	30
Max. absorption (mA)	120
Operating temperature (°C)	-25 ÷ +55
Protection rating (IP)	54
Video standard	PAL/NTSC
Video resolution (pixels)	680 x 512

CODE**DESCRIPTION****MTMV/08**
62030060**Intercom video modules for XIP systems.**

Electronic module with techno-polymer body and 2 call buttons with double, blue or white, namecard backlighting. PAL/NTSC 680x512 resolution video camera sensor with built-in microprocessor for digital signal processing. Wide-eye lens with 100° horizontal and 82° vertical opening and digital zoom adjustment. Even illumination of the subject with 2 high-efficiency white LEDs and anti-glare diffuser. Featuring a local control for electric lock, auxiliary contact (1A, 30V max), inputs for door lock release button and for door status indication (programmable I/O), output for activation of outdoor cameras (programmable I/O). Dip-switch for adapting the line impedance. The front is equipped with LEDs for visual indication of the system status. It allows to adjust the audio volume of the microphone and speaker and the activation time of the electric lock. Manual or PC programming via MINI USB connector on the front. To be completed with a video intercom front panel. When combined with the corresponding front panel, it guarantees IP54 water and dust protection.



MTM - MTM VR

Components for modular external units
for X1, XIP, IP360, GSM and 200 systems

CAME  BPT



PLUS

- 12-key alphanumeric keypad
- Dual blue or white backlight with brightness settings
- For digital calls and access control code entering
- Compatible with X1, XIP, IP360 and GSM systems

MTMKB 60020230

TECHNICAL CHARACTERISTICS

MODELS	MTMKB
Dimensions (mm)	85 x 85 x 35
Packaging dimensions (mm)	156 x 57 x 110
Power supply (V)	10.7-18 DC
Consumption in stand-by mode (mA)	20
Max. absorption (mA)	55
Operating temperature (°C)	-25 ÷ +55
Protection rating (IP)	54

CODE	DESCRIPTION
MTMKB 60020230	Digital call keypad module Electronic module with techno-polymer body, with alphanumeric keypad with 12 buttons and double blue or white backlighting. Adjustable color and brightness of the LEDs using the main modules. Key 0 to 9 for entering the code and 2 other keys for the main functions: activate call and confirm access code. To finish off with digital call module front panel. When combined with the corresponding front panel, it guarantees IP54 water and dust protection.





PLUS

- Viewing of a 7200 name contacts list
- Search in scroll mode or alphabetic block mode
- Dual blue or white backlight with brightness settings
- Compatible with X1, XIP, IP360 and GSM systems



MTMDY
60020240

TECHNICAL CHARACTERISTICS

MODELS	MTMDY
Dimensions (mm)	85 x 85 x 35
Packaging dimensions (mm)	156 x 57 x 110
Power supply (V)	10.7-18 DC
Consumption in stand-by mode (mA)	55
Max. absorption (mA)	250
Operating temperature (°C)	-25 ÷ +55
Protection rating (IP)	54

CODE	DESCRIPTION
MTMDY 60020240	<p>Display module.</p> <p>Electronic module with techno-polymer body and blue or white backlit LCD display. Color and brightness adjustment from the menu or via the main modules. It allows you to display a phonebook with up to 7200 names and search in scroll mode or alphabetic block mode. It allows direct calling to the extensions through the central button. To finish off with display front module. When combined with the corresponding front panel, it guarantees IP54 water and dust protection.</p>



MTM - MTM VR

Components for modular external units
for X1, XIP, IP360, GSM and 200 systems

CAME  BPT



PLUS

- Mifare 13.56 MHz technology
- Dual blue or white backlight with brightness settings
- Up to 6500 proximity cards in stand alone mode
- CAN BUS connector for connection to XIP or IP360 system
- 2 on-board relay for opening main entrances
- Manual or PC tool programming

MTMRFID 60020250

TECHNICAL CHARACTERISTICS

MODELS	MTMRFID
Dimensions (mm)	85 x 85 x 35
Internal dimensions (mm)	-
Packaging dimensions (mm)	156 x 57 x 110
Power supply (V)	12 ÷ 24 DC
Consumption in stand-by mode (mA)	35
Max. absorption (mA)	90
Operating temperature (°C)	-25 ÷ +55
Protection rating (IP)	54

CODE

DESCRIPTION

MTMRFID 60020250

RFID access control module.

Electronic module with techno-polymer body equipped with RFID reader and 13.56 MHz Mifare technology, with blue or white backlighting. Adjustable color and brightness of the LEDs using the main modules. It allows the addition and removal of badges/tags directly from the reader itself or through a PC tool. It autonomously manages up to 6500 proximity cards. Access allowed/not allowed via buzzer and green/red signal LED. It can be installed either in stand alone mode or with the XIP or IP360 system via CAN bus. It is equipped with 2 relay contacts for door-openings and 2 inputs for directly activating the relays. To finish off with the RFID module front panel. When combined with the corresponding front panel, it guarantees IP54 water and dust protection.





PLUS

- 12-key alphanumeric keypad
- Dual blue or white backlight with brightness settings
- Up to 3500 numeric access control codes in stand alone mode
- CAN BUS connector for connection to XIP or IP360 system
- 2 on-board relay for opening main entrances
- Manual or PC tool programming

MTMNA
60020380

TECHNICAL CHARACTERISTICS

MODELS	MTMNA
Dimensions (mm)	85 x 85 x 35
Packaging dimensions (mm)	156 x 57 x 110
Power supply (V)	12 - 24 AC/DC
Consumption in stand-by mode (mA)	35
Max. absorption (mA)	90
Operating temperature (°C)	-25 ÷ +55
Protection rating (IP)	54

CODE	DESCRIPTION
MTMNA 60020380	<p>Keypad module with access control.</p> <p>Electronic module with techno-polymer body, with alphanumeric keypad with 12 buttons and double blue or white backlighting. Adjustable color and brightness of the LEDs using the main modules. Key 0 to 9 for entering the code and 2 other keys for confirming. It autonomously manages up to 3500 numeric codes. Access allowed/not allowed via buzzer and green/red signal LED. It can be installed either in stand alone mode or with the XIP or IP360 system via CAN bus. It is equipped with 2 relay contacts for door-openings and 2 inputs for directly activating the relays. To finish off with the access control keypad module front panel. When combined with the corresponding front panel, it guarantees IP54 water and dust protection.</p>



MTM - MTM VR

Components for modular external units
for X1, XIP, IP360, GSM and 200 systems

CAME  BPT



PLUS

- Up to 8 call per single module
- Dual blue or white backlight with brightness settings
- Also programmable manually to handle 8, 4, 3 or 2 calls

MTM8C 60020030

MODELS	MTM8C
Dimensions (mm)	85 x 85 x 35
Packaging dimensions (mm)	156 x 57 x 110
Power supply (V)	10.7 - 18 DC
Max. absorption (mA)	25
Operating temperature (°C)	-25 ÷ +55
Protection rating (IP)	54

CODE	DESCRIPTION
MTM8C 60020030	8-call module. Electronic module with techno-polymer body, 8 call buttons and 16 LEDs for the double blue or white backlit name tags. Adjustable color and brightness of the LEDs using the main modules. To finish off with button front-plate. When combined with the corresponding front panel, it guarantees IP54 water and dust protection.



PLUS

- Up to 8 call per single module
- Blue backlit name tags

MTM8C/200 60020220

MODELS	MTM8C/200
Dimensions (mm)	85 x 85 x 35
Packaging dimensions (mm)	156 x 57 x 110
Power supply (V)	14 - 18 AC
Consumption in stand-by mode (mA)	15
Max. absorption (mA)	15
Operating temperature (°C)	-25 ÷ +55
Protection rating (IP)	54

CODE	DESCRIPTION
MTM8C/200 60020220	8-call module for 200 systems. Electronic module with techno-polymer body, 8 call buttons and 8 LEDs for the double blue or white backlit name tags. Compatible only with the MTM8C/200 call module for 200 systems. To finish off with button front-plate. When combined with the corresponding front panel, it guarantees IP54 water and dust protection.



**PLUS**

- Play back multi-language voice messages
- On-board teleloop for hearing aid patients
- Easy manual and/or PC-based programming


MTMBFVS
60020390

MODELS	MTMBFVS
Dimensions (mm)	85 x 85 x 35
Packaging dimensions (mm)	156 x 57 x 110
Power supply (V)	10.7-18 DC
Consumption in stand-by mode (mA)	20
Max. absorption (mA)	55
Operating temperature (°C)	-25 ÷ +55
Protection rating (IP)	54

CODE	DESCRIPTION
------	-------------

MTMBFVS
60020390
Hearing impaired and voice synthesis module

Electronic module with techno-polymer body, equipped with a loudspeaker used for the playing back system voice messages. It has an audio-frequency induction system for hearing aids, in the "T" position. To finish off with the hearing impaired module. When combined with the corresponding front panel, it guarantees IP54 water and dust protection.

**PLUS**

- Dual blue or white backlight with brightness settings


MTMMI
60020290

MODELS	MTMMI
Dimensions (mm)	85 x 85 x 35
Packaging dimensions (mm)	156 x 57 x 110
Power supply (V)	10.7-18 DC
Max. absorption (mA)	25
Operating temperature (°C)	-25 ÷ +55

CODE	DESCRIPTION
------	-------------

MTMMI
60020290
Information module.

Electronic module with techno-polymer body equipped with LED for the double blue or white backlighting of the information tag. It allows to adjust color and brightness by using the main modules. To finish off with information module front-plate. When combined with the corresponding front panel, it guarantees IP54 water and dust protection.



MTM - MTM VR

Components for modular external units
for X1, XIP, IP360, GSM and 200 systems

CAME  BPT



MTMMC 60020310

MODELS	MTMMC
Dimensions (mm)	85 x 85 x 35 95 x 90 x 10
Internal dimensions (mm)	85 X 85 X 32
Packaging dimensions (mm)	156 x 57 x 110
Protection rating (IP)	54
Color	Natural anodised satin-finish aluminium

CODE	DESCRIPTION
------	-------------

MTMMC
60020310

Hidden module with front panel.

Module with techno-polymer body and blind front panel made of natural anodized satin aluminum. Impact protection degree IK07 and water and dust protection degree IP54.



Accessory modules



MTMGT 60020400

MODELS	MTMGT
Dimensions (mm)	92 X 110 X 22
Packaging dimensions (mm)	156 x 57 x 110

CODE	DESCRIPTION
------	-------------







MTMGT
60020400

Heating module with thermostat for MTM external units.




Heater accessory that enables operation down to a temperature of -40 °C. To be combined with a built-in box (MTMSI2M, MTMSI3M or MTMSI4M).







Audio front panels

CODE	DESCRIPTION	
MTMFA0P 60020050	Blind intercom front panel made of natural anodized satin finish aluminum. With polycarbonate brace, it features pictograms to indicate the status of the system. To pair up with an intercom module. Shock protection rating IK07.	
MTMFA1P 60020060	1-button intercom front panel made of natural anodized satin finish aluminum. With polycarbonate brace, it features pictograms to indicate the status of the system and 1 button with name tag size 66x15 mm. To pair up with an intercom module. Shock protection rating IK07.	
MTMFA2P 60020070	2-button intercom front panel made of natural anodized satin finish aluminum. With polycarbonate brace, it is equipped with pictograms to indicate the status of the system and 2 double rows of buttons with 55x15 mm name tags. To pair up with an intercom module. Shock protection rating IK07.	
MTMFAL0P 60020080	Lite blind intercom front panel made of natural anodized satin finish aluminum. With polycarbonate brace. To pair up with the MTMAL/01 lite intercom module. Shock protection rating IK07.	
MTMFAL1P 60020090	1-button lite intercom front panel made of natural anodized satin finish aluminum. With polycarbonate brace. It comes with 1 button and a 66x15 mm name tag. To pair up with the MTMAL/01 lite intercom module. Shock protection rating IK07.	
MTMFAL2P 60020100	2-button lite intercom front panel made of natural anodized satin finish aluminum. With polycarbonate brace. With 2 buttons, in double rows, and 55x15 mm name tags. To pair up with the MTMAL/01 lite intercom module. Shock protection rating IK07.	







Video front panels

CODE	DESCRIPTION	
MTMFV0P 62030030	Blind video intercom front panel made of natural anodized satin finish aluminum. With polycarbonate brace, it features pictograms to indicate the status of the system. To pair up with an intercom module. Shock protection rating IK07.	
MTMFVIP 62030040	1-button video intercom front panel made of natural anodized satin finish aluminum. With polycarbonate brace, it features pictograms to indicate the status of the system and 1 button with name tag size 66x15 mm. To pair up with an intercom module. Shock protection rating IK07.	
MTMFV2P 62030050	2-button video intercom front panel made of natural anodized satin finish aluminum. With polycarbonate brace, it is equipped with pictograms to indicate the status of the system and 2 double rows of buttons with 55x15 mm name tags. To pair up with an intercom module. Shock protection rating IK07.	





Front panels for call modules

CODE	DESCRIPTION	
MTMF2P 60020110	2-button call module front panel made of natural anodized satin finish aluminum. With polycarbonate brace and 2 single row buttons with name tag size 66x15 mm. To pair with the MTM8C or MTM8C/200 call module. Shock protection rating IK07.	
MTMF3P 60020120	3-button call module front panel made of natural anodized satin finish aluminum. With polycarbonate brace and 3 single row buttons with name tag size 66x15 mm. To pair with the MTM8C or MTM8C/200 call module. Shock protection rating IK07.	
MTMF4P 60020130	4-button call module front panel made of natural anodized satin finish aluminum. With polycarbonate brace and 4 single row buttons with name tag size 66x15 mm. To pair with the MTM8C or MTM8C/200 call module. Shock protection rating IK07.	
MTMF8P 60020140	8-button call module front panel made of natural anodized satin finish aluminum. With polycarbonate brace and 8 double row buttons with name tag size 66x15 mm. To pair with the MTM8C or MTM8C/200 call module. Shock protection rating IK07.	








Front panels for electronic expansion modules

CODE	DESCRIPTION	
MTMFRFID 60020260	RFID module front panel made of natural anodized satin finish aluminum. With polycarbonate brace. To pair with the MTMRFID module. Shock protection rating IK07.	
MTMFKB 60020270	Keypad module front panel made of natural anodized satin finish aluminum. With polycarbonate brace. To pair with the MTMKB module. Shock protection rating IK07.	
MTMFDY 60020280	Display module front panel made of natural anodized satin finish aluminum. With polycarbonate brace. To pair with the MTMDY module. Shock protection rating IK07.	
MTMFMI 60020300	Information module front panel made of natural anodized satin finish aluminum. With polycarbonate brace. To pair with the MTMMI module. Shock protection rating IK07.	
MTMFNA 60020910	Access control keypad module front panel made of natural anodized satin finish aluminum. With polycarbonate brace. To pair with the MTMNA module. Shock protection rating IK07.	
MTMFBF 60020920	Hearing impaired and voice synthesis module made of natural anodized satin finish aluminum. With polycarbonate brace. To pair with the MTMBFVS module. Shock protection rating IK07.	







Frames

CODE	DESCRIPTION	
MTMTP1M 60020170	Frame and plaque for 1-module MTM. Black painted aluminum frame with cataphoresis finish ensures high resistance to corrosion and rust. Brushed anodized aluminum plaque.	
MTMTP2M 60020180	Frame and plaque for 2-module MTM. Black painted aluminum frame with cataphoresis finish ensures high resistance to corrosion and rust. Brushed anodized aluminum plaque.	
MTMTP3M 60020340	Frame and plaque for 3-module MTM. Black painted aluminum frame with cataphoresis finish ensures high resistance to corrosion and rust. Brushed anodized aluminum plaque.	
MTMTP4M 60020350	Frame and plaque for 4-module MTM. Black painted aluminum frame with cataphoresis finish ensures high resistance to corrosion and rust. Brushed anodized aluminum plaque.	

Accessories for recessed installation

CODE	DESCRIPTION	
MTMSI1M 60020150	Recess-mounting box for 1-module MTM entry panels. Plastic recess-mounting box with 2 cable gland joints for installing side by side and with pre-punched holes for passing the cables.	
MTMSI2M 60020160	Recess-mounting box for 2-module MTM entry panels. Plastic recess-mounting box with 2 cable gland joints for installing side by side and with pre-punched holes for passing the cables.	
MTMSI3M 60020320	Recess-mounting box for 3-module MTM entry panels. Plastic recess-mounting box with 2 cable gland joints for installing side by side and with pre-punched holes for passing the cables.	
MTMSI4M 60020330	Recess-mounting box for 4-module MTM entry panels. Plastic recess-mounting box with 2 cable gland joints for installing side by side and with pre-punched holes for passing the cables.	
MTMTI1M 60020490	Rain flap for recess-mounting onto vertical, 1-module MTM entry panels. Painted metal sheeting rain ledge.	
MTMTI2M 60020500	Rain flap for recess-mounting onto vertical, 2-module MTM entry panels. Painted metal sheeting rain ledge.	
MTMTI3M 60020510	Rain flap for recess-mounting onto vertical, 3-module MTM entry panels. Painted metal sheeting rain ledge.	
MTMTI4M 60020520	Rain flap for recess-mounting onto vertical, 4-module MTM entry panels. Painted metal sheeting rain ledge.	







Accessories for recessed installation

CODE	DESCRIPTION	
MTMTIIM2 60020530	Rain flap for recess-mounting onto horizontal 2-module MTM entry panels. Painted metal sheeting rain ledge.	
MTMTIIM3 60020540	Rain flap for recess-mounting onto horizontal 3-module MTM entry panels. Painted metal sheeting rain ledge.	
MTMTIIM4 60020550	Rain flap for recess-mounting onto horizontal 4-module MTM entry panels. Painted metal sheeting rain ledge.	
MTMTI2M2 60020560	Rain flap for recess-mounting onto 2 vertical and 2 horizontal MTM entry panels. Painted metal sheeting rain ledge.	
MTMTI3M2 60020570	Rain flap for recess-mounting onto 3 vertical and 2 horizontal MTM entry panels. Painted metal sheeting rain ledge.	
MTMTI3M3 60020580	Rain flap for recess-mounting onto 3 vertical and 3 horizontal MTM entry panels. Painted metal sheeting rain ledge.	




Accessories for wall installation

CODE	DESCRIPTION	
MTMSP1M 60020190	Box with rain flap for wall-mounting vertical 1-module MTM entry panels. Wall-mounting box with metal sheeting rain ledge, with pre-punched holes for passing the cables and with wall-fastening screws.	
MTMSP2M 60020200	Box with rain flap for wall-mounting vertical 2-module MTM entry panels. Wall-mounting box with metal sheeting rain ledge, with pre-punched holes for passing the cables and with wall-fastening screws.	
MTMSP3M 60020360	Box with rain flap for wall-mounting vertical 3-module MTM entry panels. Wall-mounting box with metal sheeting rain ledge, with pre-punched holes for passing the cables and with wall-fastening screws.	
MTMSP4M 60020370	Box with rain flap for wall-mounting vertical 4-module MTM entry panels. Wall-mounting box with metal sheeting rain ledge, with pre-punched holes for passing the cables and with wall-fastening screws.	
MTMSP1M2 60020430	Box with rain flap for wall-mounting horizontal 2-module MTM entry panels. Wall-mounting box with metal sheeting rain ledge, with pre-punched holes for passing the cables and with wall-fastening screws.	
MTMSP1M3 60020440	Box with rain flap for wall-mounting horizontal 3-module MTM entry panels. Wall-mounting box with metal sheeting rain ledge, with pre-punched holes for passing the cables and with wall-fastening screws.	
MTMSP1M4 60020450	Box with rain flap for wall-mounting horizontal 4-module MTM entry panels. Wall-mounting box with metal sheeting rain ledge, with pre-punched holes for passing the cables and with wall-fastening screws.	
MTMSP2M2 60020460	Box with rain flap for wall-mounting 2 vertical and 2 horizontal MTM entry panels. Wall-mounting box with metal sheeting rain ledge, with pre-punched holes for passing the cables and with wall-fastening screws.	
MTMSP3M2 60020470	Box with rain flap for wall-mounting 2 vertical and 3 horizontal MTM entry panels. Wall-mounting box with metal sheeting rain ledge, with pre-punched holes for passing the cables and with wall-fastening screws.	
MTMSP3M3 60020480	Box with rain flap for wall-mounting 3 vertical and 3 horizontal MTM entry panels. Wall-mounting box with metal sheeting rain ledge, with pre-punched holes for passing the cables and with wall-fastening screws.	

VR audio front





CODE	DESCRIPTION	
MTMFA0PVR 60020600	Anti-vandalism blind entry phone front in painted Zamak alloy. Complete with support in polycarbonate, it is furnished with pictographs for indication of the system status. To be combined with an entry phone module. IK09 grade impact protection.	
MTMFA1PVR 60020610	1-button entry phone front in painted Zamak alloy. Complete with support in polycarbonate, it is furnished with pictographs for indication of the system status and 1 button with 42x10 mm name card holder. To be combined with an entry phone module. IK09 grade impact protection.	
MTMFA2PVR 60020620	2-button entry phone front in painted Zamak alloy. Complete with support in polycarbonate, it is furnished with pictographs for indication of the system status and 2 buttons in two rows with 42x10 mm name card holder. To be combined with an entry phone module. IK09 grade impact protection.	
MTMFAL0PVR 60020630	Blind entry phone lite front in painted Zamak alloy. Complete with support in polycarbonate. To be combined with the entry phone lite module (MTMAL/01). IK09 grade impact protection.	
MTMFAL1PVR 60020640	1-button entry phone lite front in painted Zamak alloy. Complete with support in polycarbonate, it is equipped with 1 button and 42x10 mm name card holder. To be combined with the entry phone lite module (MTMAL/01). IK09 grade impact protection.	
MTMFAL2PVR 60020650	2-button entry phone lite front in painted Zamak alloy. Complete with support in polycarbonate, it is equipped with 2 buttons in two rows with 42x10 mm name card holder. To be combined with the entry phone lite module (MTMAL/01). IK09 grade impact protection.	

VR video front







CODE	DESCRIPTION	
MTMFV0PVR 62030070	Blind video entry phone front in painted Zamak alloy. Complete with support in polycarbonate, it is furnished with pictographs for indication of the system status. To be combined with a video entry phone module. IK09 grade impact protection.	
MTMFV1PVR 62030080	Blind video entry phone front in painted Zamak alloy. Complete with support in polycarbonate, it is furnished with pictographs for indication of the system status and 1 button with 42x10 mm name card holder. To be combined with a video entry phone module. IK09 grade impact protection.	
MTMFV2PVR 62030090	2-button video entry phone front in painted Zamak alloy. Complete with support in polycarbonate, it is furnished with pictographs for indication of the system status and 2 buttons in two rows with 42x10 mm name card holder. To be combined with a video entry phone module. IK09 grade impact protection.	

Components for modular external units for X1, XIP, IP360, GSM and 200 systems

Front panels for call modules





CODE	DESCRIPTION	
MTMF2PVR 60020660	2-button call module front in painted Zamak alloy. Complete with support in polycarbonate and 2 buttons in a single row with 42x10 mm name card holder. To be combined with a calls module (MTM8C or MTM8C/200). IK09 grade impact protection.	
MTMF3PVR 60020670	3-button call module front in painted Zamak alloy. Complete with support in polycarbonate and 3 buttons in a single row with 42x10 mm name card holder. To be combined with a calls module (MTM8C or MTM8C/200). IK09 grade impact protection.	
MTMF4PVR 60020680	4-button call module front in painted Zamak alloy. Complete with support in polycarbonate and 4 buttons in a single row with 42x10 mm name card holder. To be combined with a calls module (MTM8C or MTM8C/200). IK09 grade impact protection.	
MTMF8PVR 60020690	8-button call module front in painted Zamak alloy. Complete with support in polycarbonate and 8 buttons in two rows with 42x10 mm name card holder. To be combined with a calls module (MTM8C or MTM8C/200). IK09 grade impact protection.	

Front panels for electronic expansion modules










CODE	DESCRIPTION	
MTMFKBVR 60020700	Keyboard module front in painted Zamak alloy. Complete with support in polycarbonate. To be combined with a MTMKB module. IK09 grade impact protection.	
MTMFDYVR 60020710	Display module front in painted Zamak alloy. Complete with support in polycarbonate. To be combined with a MTMDY module. IK09 grade impact protection.	
MTMMCVR 60020730	Blind module complete with VR front. Module with body in technopolymer. Complete with blind front in painted Zamak alloy. IK09 grade impact protection.	
MTMFRFIDVR 60020720	RFID – information module front in painted Zamak alloy. Complete with support in polycarbonate. To be combined with a MTMRFID or MTMMI module. IK09 grade impact protection and IP54 grade water and dust protection.	
MTMFNAVR 60020930	Access control keyboard module front in painted Zamak alloy. Complete with support in polycarbonate. To be combined with a MTMNA module. IK09 grade impact protection.	
MTMFBFVR 60020950	Hard of hearing and voice synthesis front module in painted Zamak alloy. Complete with polycarbonate bracket. To be combined with an MTMBFVS module IK09 impact protection rating.	

Components for modular external units for X1, XIP, IP360, GSM and 200 systems





VR frames

CODE	DESCRIPTION	
MTMTP1MVR 60020740	Frame and plate for 1 module MTM VR. Aluminum frame with cataphoresis and black paint finish to ensure high levels of resistance to corrosion and rust. Plate in painted Zamak alloy furnished with special anti-burglary screws.	
MTMTP2MVR 60020750	Frame and plate for 2-module MTM VR. Aluminum frame with cataphoresis and black paint finish to ensure high levels of resistance to corrosion and rust. Plate in painted Zamak alloy furnished with special anti-burglary screws.	
MTMTP3MVR 60020760	Frame and plate for 3-module MTM VR. Aluminum frame with cataphoresis and black paint finish to ensure high levels of resistance to corrosion and rust. Plate in painted Zamak alloy furnished with special anti-burglary screws.	
MTMTP4MVR 60020770	Frame and plate for 4-module MTM VR. Aluminum frame with cataphoresis and black paint finish to ensure high levels of resistance to corrosion and rust. Plate in painted Zamak alloy furnished with special anti-burglary screws.	

Adaptors for identification plates


CODE	DESCRIPTION	
MTMFA0PAM 60020780	Blind audio adapter Mechanical adapter for other front plates (2 mm thick), polycarbonate brace. To be completed with corresponding electronic intercom module.	
MTMFA1PAM 60020790	Single button audio adapter Mechanical adapter for other front plates (2 mm thick), polycarbonatone brace with call button and name tag size 42x10 mm. To be completed with corresponding electronic intercom module.	
MTMFA2PAM 60020800	Double button audio adapter Mechanical adapter for other front plates (2 mm thick), polycarbonatone brace with 2 call buttons and name tag size 42x10 mm. To be completed with corresponding electronic intercom module.	
MTMFAL0PAM 60020810	Lite blind audio adapter Mechanical adapter for other front plates (2 mm thick), polycarbonatone brace. Finish off with the MTMAL/01 lite intercom electronic module.	
MTMFAL1PAM 60020820	Lite single button audio adapter Mechanical adapter for other front plates (2 mm thick), polycarbonatone brace with call button and name tag size 42x10 mm. To finish off with the MTMAL/01 lite intercom electronic module.	
MTMFAL2PAM 60020830	Lite double button audio adapter Mechanical adapter for other front plates (2 mm thick), polycarbonatone brace with 2 call buttons and name tag size 42x10 mm. To finish off with the MTMAL/01 lite intercom electronic module.	
MTMF2PAM 60020840	2 button adapter Mechanical adapter for other front plates (2 mm thick), polycarbonatone brace with 2 call buttons and name tags size 42x10 mm. To finish off with the corresponding MTM8C or MTM8C/200 electronic call module.	
MTMF3PAM 60020850	3 button adapter Mechanical adapter for other front plates (2 mm thick), polycarbonatone brace with 3 call buttons and name tags size 42x10 mm. To finish off with the corresponding MTM8C or MTM8C/200 electronic call module.	
MTMF4PAM 60020860	4 button adapter Mechanical adapter for other front plates (2 mm thick), polycarbonatone brace with 4 call buttons and name tags size 42x10 mm. To finish off with the corresponding MTM8C or MTM8C/200 electronic call module.	

Adaptors for identification plates

CODE	DESCRIPTION	
MTMF8PAM 60020870	8 button adapter Mechanical adapter for other front plates (2 mm thick), polycarbonate brace with 8 call buttons and name tags size 42x10 mm. To finish off with the corresponding MTM8C or MTM8C/200 electronic call module.	
MTMFKBAM 60020880	Digital call keypad adapter Mechanical adapter for other front plates (2 mm thick), polycarbonate brace, alpha-numeric keypad with 12 call buttons for digital calls. To finish off with the MTMKB electronic module.	
MTMFDYAM 60020890	Display adapter Mechanical adapter for other front plates (2 mm thick), polycarbonate brace, with 3 keys for menu browsing. To finish off with the MTMDY module.	
MTMFRFIDAM 60020900	RFID-INFO adapter Mechanical adapter for other front plates (2 mm thick), polycarbonate brace, with RFID or INFO interchangeable tag. To finish off with the MTMRFID or MTMMI module.	
MTMFNAAM 60020940	Access control keypad adapter Mechanical adapter for other front plates (2 mm thick), polycarbonate brace, with 12-key keypad for access control. To finish off with the MTMKB electronic module.	
MTMFVOPAM 62030120	Blind video adapter Mechanical adapter for other front plates (2 mm thick), polycarbonate brace. To finish off with corresponding electronic video intercom module.	
MTMFVIPAM 62030100	Single button video adapter Mechanical adapter for other front plates (2 mm thick), polycarbonate brace with call button and name tag size 42x10 mm. To finish off with corresponding electronic video intercom module.	
MTMFV2PAM 62030110	Double button video adapter Mechanical adapter for other front plates (2 mm thick), polycarbonate brace with 2 call buttons and name tag size 42x10 mm. To finish off with corresponding electronic video intercom module.	


Audio modules for X1 systems



CODE	DESCRIPTION	
DMC/01 60090660	Intercom module for X1 system to be used with either VR or customized plaques. Module compatible for installing on VR plaques. For connecting up to 4 call buttons via the supplied connector and remotely controlling the microphone. It has a connector for connecting a general keypad for access control. Equipped with local control for electric lock, inputs for door-opener button and for signaling the door status, and one output for activating external cameras. The front is equipped with LEDs for visual indication of the system status. It allows to adjust the sound of the microphone, the speaker and the activation time of the electric lock. Up to 11, VZS/308 call modules can be additionally cascaded.	


Audio modules for XIP systems



CODE	DESCRIPTION	
DMC/08 60090670	Intercom module for XIP system to be used with either VR or customized plaques. Module compatible for installing on VR plaques. For connecting up to 4 call buttons via the supplied connector and remotely controlling the microphone. It has a connector for connecting a general keypad for access control. Equipped with local control for electric lock, inputs for door-opener button and for signaling the door status, and one output for activating external cameras. The front is equipped with LEDs for visual indication of the system status. It allows to adjust the sound of the microphone, the speaker and the activation time of the electric lock. Up to 11, VZS/308 call modules can be additionally cascaded.	


Video modules for X1 systems











CODE	DESCRIPTION	
DMVC/01 62020080	Video intercom module for X1 systems; use with VR or custom plaques. Module compatible for installing on VR plaques. With NTSC/PAL camera sensor, 680x512 resolution and built-in microprocessor for digital signal processing. Wide-eye lens with 94° horizontal and 77° vertical aperture and digital zoom adjustment. For connecting up to 4 call buttons via the supplied connector and remotely controlling the microphone. It has a connector for connecting a general keypad for access control. Equipped with local control for electric lock, inputs for door-opener button and for signaling the door status, and one output for activating external cameras. The front is equipped with LEDs for visual indication of the system status. It allows to adjust the sound of the microphone, the speaker and the activation time of the electric lock. Up to 11, VZS/308 call modules can be additionally cascaded.	

Video modules for XIP systems












CODE	DESCRIPTION	
DMVC/08 62020090	Video intercom module for XIP systems; To use with VR or custom plaques. Module compatible for installing on VR plaques. With NTSC/PAL camera sensor, 680x512 resolution and built-in microprocessor for digital signal processing. Wide-eye lens with 94° horizontal and 77° vertical aperture and digital zoom adjustment. For connecting up to 4 call buttons via the supplied connector and remotely controlling the microphone. It has a connector for connecting a general keypad for access control. Equipped with local control for electric lock, inputs for door-opener button and for signaling the door status, and one output for activating external cameras. The front is equipped with LEDs for visual indication of the system status. It allows to adjust the sound of the microphone, the speaker and the activation time of the electric lock. Up to 11, VZS/308 call modules can be additionally cascaded.	




Audio plates

CODE	DESCRIPTION	
VRAX/1 60090770	Anti-vandalism entry phone plate with 1 call button. Brushed stainless steel plaque, with security screws and shock-proof buttons. With steel recess-mounting box. To work with an entry panel, it must be paired with an intercom module. IP54 water and dust protection.	
VRAX/2 60090780	Vandal-proof intercom plaque with 2 call buttons. Brushed stainless steel plaque, with security screws and shock-proof buttons. With steel recess-mounting box. To work with an entry panel, it must be paired with an intercom module. IP54 water and dust protection.	
VRAX/4 60090790	Vandal-proof intercom plaque with 4 call buttons. Brushed stainless steel plaque, with security screws and shock-proof buttons. With steel recess-mounting box. To work with an entry panel, it must be paired with an intercom module. IP54 water and dust protection.	
VRAXX/1 60090810	Vandal-proof intercom plaque with 1 call button and keypad for access control. Brushed stainless steel plaque, with security screws and shock-proof buttons. With keyboard to manage up to 1000 access codes and provide control of 3 openings via as many relay switches. It comes with steel box for recess-mounting. To work with an entry panel is must be paired with an intercom module. IP54 water and dust protection.	
VRAXX/2 60090820	Vandal-proof intercom plaque with 2 call buttons and keypad for access control. Brushed stainless steel plaque, with security screws and shock-proof buttons. With keyboard to manage up to 1000 access codes and provide control of 3 openings via as many relay switches. It comes with steel box for recess-mounting. To work with an entry panel is must be paired with an intercom module. IP54 water and dust protection.	
VRAX/DIGI 60090830	Vandal-proof intercom plaque with keypad for digital calls and access control. Brushed stainless steel plaque, with security screws and shock-proof buttons. With digital keypad for system accessing and digital calling by entering a user code. With steel recess-mounting box. To work with an entry panel is must be paired with an intercom module. IP54 water and dust protection.	
VRAX/DIGI-P 60090840	Vandal-proof intercom plaque with 1 call button and keypad for digital calls and access control. Brushed stainless steel plaque, with security screws and shock-proof buttons. With 1 porter-call button for calling and digital keypad for system accessing and digital calling by entering a user code. With steel recess-mounting box. To work with an entry panel is must be paired with an intercom module. IP54 water and dust protection.	
BPAX/1 60090890	Brass vandal-proof video intercom plaque with 1 call button. Brass plaque, with security screws and shock-resistant buttons. With steel recess-mounting box. To work with an entry panel is must be paired with an intercom module. IP54 water and dust protection.	


Video plaques

CODE	DESCRIPTION	
VRVX/1 62020190	Vandal-proof video intercom plaque with 1 call button. Brushed stainless steel plaque, with security screws and shock-proof buttons. With steel recess-mounting box. To work with an entry panel, it must be paired with a video intercom module. IP54 water and dust protection.	
VRVX/2 62020210	Vandal-proof video intercom plaque with 2 call buttons. Brushed stainless steel plaque, with security screws and shock-proof buttons. With steel recess-mounting box. To work with an entry panel, it must be paired with a video intercom module. IP54 water and dust protection.	
VRVX/4 62020220	Vandal-proof video intercom plaque with 4 call buttons. Brushed stainless steel plaque, with security screws and shock-proof buttons. With steel recess-mounting box. To work with an entry panel, it must be paired with a video intercom module. Water and dust protection IP54	
VRVX/6 62020230	Vandal-proof video intercom plaque with 6 call buttons. Brushed stainless steel plaque, with security screws and shock-proof buttons. With steel recess-mounting box. To work with an entry panel, it must be paired with a video intercom module. IP54 water and dust protection.	
VRVKX/1 62020240	Vandal-proof video intercom plaque with 1 call button and keypad for access control. Brushed stainless steel plaque, with security screws and shock-proof buttons. With keyboard to manage up to 1000 access codes and provide control of 3 openings via as many relay switches. It comes with steel box for recess-mounting. To work with an entry panel, it must be paired with a video intercom module. IP54 water and dust protection.	
VRVKX/2 62020250	Vandal-proof video intercom plaque with 2 call buttons and keypad for access control. Brushed stainless steel plaque, with security screws and shock-proof buttons. With keyboard to manage up to 1000 access codes and provide control of 3 openings via as many relay switches. It comes with steel box for recess-mounting. To work with an entry panel, it must be paired with a video intercom module. IP54 water and dust protection.	
VRVX/DIGI 62020260	Vandal-proof video intercom plaque with keypad for digital calls and access control. Brushed stainless steel plaque, with security screws and shock-proof buttons. With digital keypad for system accessing and digital calling by entering a user code. With steel recess-mounting box. To work with an entry panel, it must be paired with a video intercom module. IP54 water and dust protection.	
VRVX/DIGI-P 62020270	Vandal-proof video intercom plaque with 1 call button and keypad for digital calls and access control. Brushed stainless steel plaque, with security screws and shock-proof buttons. With 1 porter-call button for calling and digital keypad for system accessing and digital calling by entering a user code. With steel recess-mounting box. To work with an entry panel, it must be paired with a video intercom module. IP54 water and dust protection.	
BPVX/1 62020330	Size 1 brass vandal-proof plaque with 1 call button. Brass plaque, with security screws and shock-resistant buttons. With steel recess-mounting box. To work with an entry panel, it must be paired with a video intercom module. IP54 water and dust protection.	



Accessories

CODE	DESCRIPTION	
VRSH/1 60090850	Steel wall-hung box for size 1 VR plaques. Steel wall-hung box with VR plaques.	
VRSH/2 60090860	Steel wall-hung box for size 2 VR plaques. Steel wall-hung box with VR plaques.	
BPSH/1 60090910	Steel wall-hung box for size 1 brass VR plaques. Steel wall-hung box for brass VR plaques.	


ACCESSORIES

CODE	DESCRIPTION	
DMRFID 61800490	RFID access-control module for X1 and XIP systems; To use with VR or custom plaques. With antenna and decoding circuit and Mifare 13.56 MHz technology. Module to be connected with the corresponding connector to an intercom or video intercom for X1 or XIP systems.	


Power supply units for X1 systems

CODE	DESCRIPTION	
VA/01 62700030	18 V DC - 1100 mA power supply unit for Z1 video entry phone systems. Plastic casing for installing on switchboards (EN50022) and size 12 low DIN modules. Control board for managing 18 V DC - 1100 mA max., video intercom entry panels and for managing the main 20 V DC - 800 mA max., video intercom. It has electronic, overload or short circuit protection. Equipped with terminals for managing the main bus line and terminals for connecting, over bus line, 3 video intercom entry panels. Built-in intercom selector. Open collector outputs for auxiliary functions (AUX1 and AUX2). Manual or PC programming via MINI USB connector. Entry jumper for programming the access control devices. 230 V AC 50/60 Hz supply from the power grid. IP30 water and dust protection rating.	
A/01 61400010	Power supply for X1 18 V DC - 1100 mA intercom systems. Plastic casing for installing on switchboards (EN50022) and size 12 low DIN modules. Control board for managing entry panels (18 V DC - 1100 mA max) and for managing the main intercom (20 V DC - 800 mA max) with electronic overload or short-circuit protection. With terminals for managing the main bus and terminals connecting the bus line for 3 intercom entry panels. Built-in intercom selector. Open collector outputs for auxiliary functions (AUX1 and AUX2). Manual or PC programming via MINI USB connector. Entry jumper for programming the access control devices. Use this power supply unit only with intercom systems. 230 V AC 50/60 Hz supply from the power grid. IP30 water and dust protection rating.	



Power drivers for XIP systems

CODE	DESCRIPTION	
VA/08 62700020	Power drivers for 18 V DC - 1100 mA XIP video intercom systems. Plastic casing for installing in EN50022 control panels and size 12 low DIN modules. Control board for controlling 18 V DC - 1100 mA max. entry panels, and for controlling 20 V DC - 800 mA max. main video intercom, with electronic overload and short-circuit protection. Equipped with terminals for managing the main bus line and terminals for connecting audio/video/bus, for 4 entry panels. Open collector outputs for auxiliary functions (AUX1 and AUX2). Serial connector for connecting to the ETI/XIP gateway. Manual or PC programming via MINI USB connector. Entry jumper for programming the access control devices. 230 V AC 50/60 Hz supply from the power grid. IP30 water and dust protection rating.	



Repeaters

CODE	DESCRIPTION	
XAS/301.01 62704701	Power supply/repeater for 20 V DC - 800 mA audio, video and data signals. Plastic container for installing in EN50022 electrical panels, and eight-DIN low modules. Control board for directly supplying 20 V DC - 800 mA max. indoor receivers, with electronic overload and short-circuit protection. Equipped with terminals for IN/OUT connection from the riser column, 7 switches for signal compensation according to distances, 1 switch to allow the firmware update of the device to be carried out through the MINI USB connector and 1 button for resetting the device. Equipped with potentiometers for compensating audio volumes to and from the indoor receiver. 2 LEDs for checking the connection and data transfer. 230 V AC 50/60 Hz supply from the power grid. IP30 water and dust protection rating.	


Additional power drivers

CODE	DESCRIPTION	
VAS/101 62700011	18 V DC - 1000 mA additional power-supply unit. Plastic container for installing in EN50022 electrical panels, and four-DIN low modules. Full control board for powering, 18 V DC - 1000 mA max., entry panels and indoor receivers, protected from overloads or short circuits. 230 V AC 50/60 Hz supply from the power grid. IP30 water and dust protection rating.	
VAS/100.30 62703310	Supplementary 17.5 V DC - 1700 mA power supply unit. Plastic container for installing in EN50022 electrical panels, and eight-DIN low modules. Full control board for powering, 17.5 V DC - 1700 mA max., entry panels and indoor receivers, protected from overloads and short circuits. 230 V AC 50/60 Hz supply from the power grid. IP30 water and dust protection rating.	


X1 video distributors

CODE	DESCRIPTION	
XDV/304 62821300	4-output video distributor for signal distribution. Miniaturised container for installation in junction boxes or electrical panels (EN50022) and size 1 low DIN module. Furnished with 4 video output to internal branches and 4 terminals for IN/OUT connection from the riser. Each output (excluding the first) has 1 jumper for closing the line impedance. Does not require power supply. IP30 water and dust protection rating.	
XDV/304A 62825800	4-output amplified video distributor for signal distribution. Plastic container for installation in electrical panels (EN50022) and size 6 low DIN modules. Furnished with 4 video output to internal branches, 3 power outputs (14-18 V DC) and 4 terminals for IN/OUT connection from the riser. Each output has 1 jumper for closing the line impedance. Requires 14-18 V DC - 60 mA max. power supply IP30 water and dust protection rating.	


X1 video distributors

CODE	DESCRIPTION	
XDV/303 62822600	Balanced signal distributor to distribute or concentrate video transmission lines on XIP systems. Plastic container for installation in electrical panels (EN50022) and size 8 low DIN modules. It is furnished with 4 inputs/outputs that can be configured using jumpers. Furnished with 3 switches for the video signal compensation and another 3 switches for choosing the system configuration. Requires 14-18 V DC - 300mA max. Power supply IP30 water and dust protection rating.	


Selectors for intercoms

CODE	DESCRIPTION	
VSE/301.01 62747401	<p>Intercom selector for X1 systems.</p> <p>Plastic container for installation in electrical panels (EN50022) and size 6 low DIN modules. It enables the creation of a group of internal intercom branches maintaining the connection with the main riser and is able to provide power on the bus to the internal branches (20 V DC - 800 mA max). Furnished with 4 terminals for IN/OUT connection of the rise and 1 button to enter programming and to reset the data in the memory. 230 V AC 50/60 Hz power supply from electrical grid. IP30 water and dust protection rating.</p>	



Video selectors for X1 systems

CODE	DESCRIPTION	
VSC/01 62740060	<p>CCTV analogue cameras cyclical connector for X1 systems.</p> <p>Miniaturized container for installation in junction boxes or electric panels (EN50022) and size 1 low DIN module. Furnished with 4 inputs for video signals from 4 standard cameras (CCIR/EIA or PAL/NTSC) and 3 dip-switches for programming the number of connected cameras. Furnished with 4 LEDs for the indication of connected cameras and 1 LED for checking the programming status. Requires 12-18 V DC - 100 mA max. power supply.</p>	


Video selectors for XIP systems

CODE	DESCRIPTION	
VSC/08 62740020	<p>CCTV analogue cameras cyclical connector for X1 systems.</p> <p>Miniaturized container for installation in junction boxes or electric panels (EN50022) and size 1 low DIN module. Furnished with 4 inputs for video signals from 4 standard cameras (CCIR/EIA or PAL/NTSC), 2 dip-switches for programming the number of connected cameras and 3 dip-switches for line impedance management. Furnished with 4 LEDs for the indication of connected cameras, 1 LED for checking the programming status and 1 LED to indicate data transmission. Requires 12-18 V DC - 90 mA max. external power supply.</p>	




Video amplifiers

CODE	DESCRIPTION	
XDV/300A 62822000	<p>Video signal amplifier.</p> <p>Miniaturized container for installation in junction boxes or electric panels (EN50022) and size 1 low DIN module. Furnished with IN/OUT terminals for video signal and 2 switches for signal compensation based on the connection mode. To be used on the main riser after 10 XDV/304 or on a branch of an XDV/304 for the connection of additional video distributors in cascade. Does not require power supply.</p>	
XDV/304A 62825800	<p>4-output amplified video distributor for signal distribution.</p> <p>Plastic container for installation in electrical panels (EN50022) and size 6 low DIN modules. Furnished with 4 video output to internal branches, 3 power outputs (14-18 V DC) and 4 terminals for IN/OUT connection from the riser. Each output has 1 jumper for closing the line impedance. Requires 14-18 V DC - 60 mA max. power supply IP30 water and dust protection rating.</p>	


Repeaters

CODE	DESCRIPTION	
RIR/08 62800330	<p>Data line repeater for XIP system.</p> <p>Miniaturized container for installation in junction boxes or electric panels (EN50022) and size 1 low DIN module. Furnished with 4 dip-switches for line impedance management. Requires 12÷18 V DC – 65 mA max. power supply.</p>	







Relay unit

CODE	DESCRIPTION	
VLS/101M 62800580	<p>Relay unit for auxiliary services.</p> <p>Servo-relay for auxiliary services such as staircase lighting, sirens, openings etc. made in miniaturized container for installation in electrical panels (EN50022) and size 1 low DIN module. The relay is fitted with pulse-type switching contacts (breaking power 5 A resistive – 2 A inductive, max. voltage 250 V AC) and can be controlled in direct or alternating current from 10 V to 24 V, or by low-level electrical signals from the system. Requires 10-24 V DC – 40 mA max. power supply</p>	
VLS/300 62825400	<p>2-relay unit for auxiliary services.</p> <p>Servo-relay for auxiliary services such as staircase lighting, sirens, openings etc. made in plastic containers for installation in electrical panels (EN50022) and size 4 low DIN module. The unit has 2 relays with switching contact with a breaking power of 2 A resistive (1 A inductive) and max. voltage 250 V AC. The 2 relays are by default associated with the door open commands and AUX 2. It is furnished with 6 dip-switches for programming the device, 1 potentiometer for the adjustment of the activation time of relay 1 (door open) and 1 LED indicating the data reception status from the bus line. Requires 12-14 V AC or 14-18 DC – 50 mA max. power supply IP30 water and dust protection rating.</p>	
VLS/2 62800470	<p>2-relay unit for auxiliary services.</p> <p>Servo-relay for auxiliary services such as staircase lighting, sirens, openings etc. made in miniaturized container for installation in electrical panels (EN50022) and size 1 low DIN module. The unit has 2 relays with switching contact with a breaking power of 5 A resistive (2 A inductive) and max. voltage 250 V AC. The 2 relays are by default associated with the door open commands and AUX 2. It is furnished with 8 dip-switches for programming (manually or from the PC) the device, 1 potentiometer for the adjustment of the activation time of relay 1 (door open) and 1 LED to check the programming and data transmission status. It does not require power supply.</p>	

Relay units for XIP systems

CODE	DESCRIPTION	
VLS/3 62800290	<p>3-relay unit for auxiliary services for XIP system.</p> <p>Servo-relay for auxiliary services such as staircase lighting, sirens, openings etc. made in miniaturized container for installation in electrical panels (EN50022) and size 4 low DIN module. The unit has 3 relays with switching contact with a breaking power of 10 A resistive (2 A inductive) and max. voltage 250 V AC. The 3 relays are associated by default with the door open commands and AUX2, 5 LEDs for checking the operating status, the programming and data transmission status. Programming from PC. It requires 11-18 V DC – 200 mA max. power supply.</p>	

Cables

CODE	DESCRIPTION	
VCM/1D 62828000	<p>Package with 100 m double-twisted cable with 1 mm² cross-section, CPR Eca class.</p> <p>Cable with insulating external PVC sheath with 7 mm, yellow colour RAL 1021. Wires winding 10 coils/m. Tinned copper wires in white colour RAL 9001 and blue RAL 5015. Nominal impedance 100 ohm (f=1 MHz), capacity 50 pF (at 20° C). Minimum cable curvature radius of 80 mm. It complies with latest edition of CEI 46-6 regulations.</p>	
VCM/1D/500 62828100	<p>Package with 500 m double-twisted cable with 1 mm² cross-section, CPR Eca class.</p> <p>Cable with insulating external PVC sheath with 7 mm, yellow colour RAL 1021. Wires winding 10 coils/m. Tinned copper wires in white colour RAL 9001 and blue RAL 5015. Nominal impedance 100 ohm (f=1 MHz), capacity 50 pF (at 20° C). Minimum cable curvature radius of 80 mm. It complies with latest edition of CEI 46-6 regulations.</p>	
VCM/2D 62823300	<p>Package with 100 m double-twisted cable with 1 mm² cross-section and 2 wires with 1 mm² cross-section, CPR Eca class.</p> <p>Cable with external insulating PVC sheath with 8 mm diameter, yellow colour RAL 1021. Twisted pair with helix stranding at 70 mm steps. Tinned copper wires. White/blue and blue for twisted pair, red and green for power wires. Twisted pair nominal impedance 100 ohm (f=1 MHz), capacity 50 pF (at 20° C). Minimum cable curvature radius of 80 mm. It complies with the latest edition of the CEI 46-6 regulations, latest edition of CEI 20-11, CEI 20-37 regulations.</p>	
VCM/2D/500 62823400	<p>Package with 500 m double-twisted cable with 0.28 mm² cross-section and 2 wires with 1 mm² cross-section, CPR Eca class.</p> <p>Cable with external insulating PVC sheath with 8 mm diameter, yellow colour RAL 1021. Twisted pair with helix stranding at 70 mm steps. Tinned copper wires. White/blue and blue for twisted pair, red and green for power wires. Twisted pair nominal impedance 100 ohm (f=1 MHz), capacity 50 pF (at 20° C). Minimum cable curvature radius of 80 mm. It complies with the latest edition of the CEI 46-6 regulations, latest edition of CEI 20-11, CEI 20-37 regulations.</p>	
VCM/4D 62823600	<p>Package with 150 m of cable with 3 twisted pairs with 0.28 mm² cross-section and 2 wires with 1.5 mm² cross-section, CPR Eca class.</p> <p>Cable with external insulating PVC sheath with 11 mm diameter, yellow colour RAL 1021. Twisted pair with helix stranding at 70 mm steps. Tinned copper wires. Twisted pair colours in blue/blue-white, brown/brown-white, orange/orange-white and red and green for power wires. Twisted pair nominal impedance 100 ohm (f=1 MHz), capacity 50 pF (at 20° C). Minimum cable curvature radius of 150 mm. It complies with the latest edition of the CEI 46-6 regulations/latest edition of CEI 20-11/CEI 20-37.</p>	
VCM/4D/500 62823700	<p>Package with 500 m of cable with 3 twisted pairs with 0.28 mm² cross-section and 2 wires with 1.5 mm² cross-section, CPR Eca class.</p> <p>Cable with external insulating PVC sheath with 11 mm diameter, yellow colour RAL 1021. Twisted pair with helix stranding at 70 mm steps. Tinned copper wires. Twisted pair colours in blue/blue-white, brown/brown-white, orange/orange-white and red and green for power wires. Twisted pair nominal impedance 100 ohm (f=1 MHz), capacity 50 pF (at 20° C). Minimum cable curvature radius of 150 mm. It complies with the latest edition of the CEI 46-6 regulations/latest edition of CEI 20-11/CEI 20-37.</p>	

Software

CODE	DESCRIPTION
PCS/XIP 62800310	<p>Programming software for X1, XIP and IP360 system.</p> <p>Software compatible with the operating systems Microsoft Windows 7, Windows 8.1 or Windows 10 or higher. Includes USB cable (4 m), 2 GB PEN DRIVE and instruction manual. System requirements: Intel® Core 2 processor or AMD Athlon®; 1.5 GHz or higher, 2 GB of RAM, minimum hard disk space 40 MB.</p>



Porter switchboard licences


CODE	DESCRIPTION
PCS/PORTER 62800320	<p>Porter switchboard licences.</p> <p>Required for the activation of 1 porter station on PC. To be used with the XIP/PORTER software. The software, compatible with all the PCs furnished with the Windows operating system, enables the total supervision of the video entry phone system, including for large residential complexes. On the main screen, the devices are displayed with different views to aid searches: complete system, favourites, plates and cameras. The status of each device is easily identifiable by means of coloured icons (free, busy etc...). It enables the interception of calls from external units, forwarding to the internal units, door opening or turning lights on or various activations, the monitoring of the video surveillance system.</p>

Server


CODE	DESCRIPTION
ETI/SER XIP V3 62740121	<p>Server for XIP system and IP360.</p> <p>Metal container with heat sink. It centralizes all the system's video entry phone functions, the management of the porter service and the access control functions. It enables the use of porter software, branches on PC Soft-Receiver, video entry phone App and third-party devices. It is furnished with 1 RJ45 port for Ethernet 10/100/1000 BaseT networks, with 2 USB 3.0 ports for maintenance operations. The server includes 1 licence that can be used for Porter or Soft-Receiver. Supports the SIP protocol and manages up to 18 simultaneous A/V communications. 12 V DC power supply/transformer included.</p>
ETI/MINISER XIP 62740110	<p>Mini-server for XIP system and IP360.</p> <p>Plastic container for installation in electrical panels (EN50022) and size 6 low DIN modules. It centralises all the system's video entry phone functions and the access control functions. It enables the use of video entry phone Apps and third-party devices (6 configurable licences already included). It is equipped with 2 RJ45 ports for Ethernet 10/100 Mb networks, which can be configured in "switch" or "dual-network" modes (enables the separation between the condominium's LAN and the apartment's LAN) and 1 USB port for exporting events logs. Supports the SIP protocol and manages up to 10 simultaneous A/V communications. Requires 12-24 V DC – 285 mA max. power supply IP30 water and dust protection rating.</p>




Network interfaces

CODE	DESCRIPTION	
ETI/XIP 62740030	<p>LAN network interface for XIP system.</p> <p>Plastic container for installation in electrical panels (EN50022) and size 8 low DIN modules. It enables the creation of video entry phone systems by means of the Ethernet network and enables the management of the access control functions. It is furnished with one rapid connector for VA/08 power units, 2 RJ45 ports in "switch" configuration for Ethernet 10/100 Mb networks and terminals for the direct connection of a external XIP unit. Availability of 3 programmable inputs, 1 mini USB port for device firmware updating and 3 LEDs for the indication of the status of the system and the communications. The gateway supports the XIP and SIP protocols and manages up to 2 simultaneous A/V communications. Requires 14-18 V DC – 390 mA max. power supply IP30 water and dust protection rating.</p>	



RFID interfaces

CODE	DESCRIPTION	
DREAD 61800370	<p>USB interface for reading RFID proximity keys.</p> <p>It enables entry of proximity key codes in the programming Software applications (tools and web).</p>	



Access control interfaces

CODE	DESCRIPTION	
GCR/08 62740130	<p>Access control keypad - video entry phone bus interface for XIP systems.</p> <p>Miniaturized container for the installation on DIN rail (EN50022) on wall or in a tin box and size 1 low DIN module. It enables the connection of the keypad with proximity reader for the access control (ACMR-VR/08 and ACMR-P/08) to the XIP video entry phone system. Each interface manages a maximum of 4 keypads. Furnished with 4 dip-switches for line impedance management. Programming from PC. Requires 12-18 V DC – 70mA – mA max. power supply.</p>	





Standalone access control keypad

CODE	DESCRIPTION	
ACMR-VR 61800690	<p>Numerical keypad with Mifare proximity reader in aluminium alloy for standalone access control.</p> <p>Metal body in aluminium alloy ready for wall installation. It enables the access control of 2 zones in standalone operation up to a maximum of 1000 codes or proximity keys. It is furnished with 2 relay outputs for door opening, 1 input for door status detection and 2 button inputs for local opening. It requires 12-24 V AC – 110 mA max. power supply IP65 water and dust protection rating.</p>	
ACMR-P 61800710	<p>Numerical keypad with Mifare proximity reader in plastic for standalone access control.</p> <p>Plastic body ready for wall installation. It enables the access control of 2 zones in standalone operation up to a maximum of 1000 codes or proximity keys. It is furnished with 2 relay outputs for door opening, 1 input for door status detection and 2 button inputs for local opening. It requires 12-24 V AC – 110 mA max. power supply IP65 water and dust protection rating.</p>	

Access control keypad for XIP systems

CODE	DESCRIPTION	
ACMR-VR/08 61800720	<p>Numerical keypad with Mifare proximity reader in aluminium alloy for access control in XIP systems.</p> <p>Metal body in aluminium alloy ready for wall installation. It enables access control of 2 zones in an XIP video entry phone system. It is furnished with 3 programmable inputs and 2 relay outputs for door opening. To be used with GCR/08 interface. It requires 12-24 V AC – 110 mA max. power supply IP65 water and dust protection rating.</p>	
ACMR-P/08 61800730	<p>Numerical keypad with Mifare proximity reader in plastic for access control in XIP systems.</p> <p>Plastic body ready for wall installation. It enables access control of 2 zones in an XIP video entry phone system. It is furnished with 3 programmable inputs and 2 relay outputs for door opening. To be used with GCR/08 interface. It requires 12-24 V AC – 110 mA max. power supply IP65 water and dust protection rating.</p>	

Kit with DIN rail





CODE	DESCRIPTION	
KDIN12 61800350	Kit with DIN rail and 12 module terminal cover.	
KDIN8 61800480	Kit with DIN rail and 8 module terminal cover.	
KDIN6 61800450	Kit with DIN rail and 6 module terminal cover.	
KDIN4 61800430	Kit with DIN rail and 4 module terminal cover.	

notes

COMPLETE KITS – ENTRY PHONES





LCKITPEC04 61700090



CODE	DESCRIPTION	QUANTITY	
60090650 LC/01	Monolith intercom entry panel for X1 system; expandable to 4 calls.	1	
61800040 DPH	Double height single button with name tag.	1	
60540010 PEC BI	Speaker intercom, 2 programmable AUX keys - white.	1	
62700011 VAS/101	18 V DC - 1000 mA additional power-supply unit.	1	

LCKITPEC14 61700130







CODE	DESCRIPTION	QUANTITY	
60090650 LC/01	Monolith intercom entry panel for X1 system; expandable to 4 calls.	1	
61800040 DPH	Double height single button with name tag.	1	
60540020 PEC NF	Speaker intercom, 2 programmable AUX keys - black.	1	
62700011 VAS/101	18 V DC - 1000 mA additional power-supply unit.	1	

AGATAKITC04

61700320







CODE	DESCRIPTION	QUANTITY	
60090650 LC/01	Monolith intercom entry panel for X1 system; expandable to 4 calls.	1	
61800040 DPH	Double height single button with name tag.	1	
60240050 AGATA C	Handset intercom, 1 programmable AUX key - white.	1	
62700011 VAS/101	18 V DC - 1000 mA additional power-supply unit.	1	

AGATA2KITC04

61700330











CODE	DESCRIPTION	QUANTITY	
60090650 LC/01	Monolith intercom entry panel for X1 system; expandable to 4 calls.	1	
61800030 DPS	Single button with name tag.	2	
60240050 AGATA C	Handset intercom, 1 programmable AUX key - white.	2	
62700011 VAS/101	18 V DC - 1000 mA additional power-supply unit.	1	

COMPLETE KITS – VIDEO ENTRY PHONES

EVKITPEV01 62620430











CODE	DESCRIPTION	QUANTITY	
62020020 DVC/01 ME	Semi-modular, monolith video intercom entry panel for X1 systems - Metal finish.	1	
60090070 DPF NF	Anodized aluminum front plaque, Matt Black finish.	1	
61800020 DCI ME	Frame for recess-mounting entry panels of the Thangram series; Metal finish.	1	
60090050 DSI	Recess-mounting box for entry panels of the Thangram series.	1	
61800030 DPS	Single button with name tag.	1	
61800070 DTS ME	Single cap; Metal finish.	3	
62100180 PEV BI	Speaker video intercom with 3.5" LCD display, 2 programmable AUX keys - white.	1	
62700030 VA/01	18 V DC - 1100 mA power supply unit for Z1 video entry phone systems.	1	

EVKITPEV11

62620440







CODE	DESCRIPTION	QUANTITY	
62020020 DVC/01 ME	Semi-modular, monolith video intercom entry panel for X1 systems - Metal finish.	1	
60090070 DPF NF	Anodized aluminum front plaque, Matt Black finish.	1	
61800020 DCI ME	Frame for recess-mounting entry panels of the Thangram series; Metal finish.	1	
60090050 DSI	Recess-mounting box for entry panels of the Thangram series.	1	
61800030 DPS	Single button with name tag.	1	
61800070 DTS ME	Single cap; Metal finish.	3	
62100190 PEV NF	Speaker video intercom with 3.5" LCD display, 2 programmable AUX keys - black.	1	
62700030 VA/01	18 V DC - 1100 mA power supply unit for Z1 video entry phone systems.	1	

LVKITPEV04

62620450







CODE	DESCRIPTION	QUANTITY	
62020070 LVC/01	Video entry phone monolithic external unit for X1 system that can be expanded up to 4 calls.	1	
61800040 DPH	Double height single button with name tag.	1	
62100180 PEV BI	Speaker video intercom with 3.5" LCD display, 2 programmable AUX keys - white.	1	
62700011 VAS/101	18 V DC - 1000 mA additional power-supply unit.	1	

LVKITPEV14

62620460











CODE	DESCRIPTION	QUANTITY	
62020070 LVC/01	Video entry phone monolithic external unit for X1 system that can be expanded up to 4 calls.	1	
61800040 DPH	Double height single button with name tag.	1	
62100190 PEV NF	Speaker video intercom with 3.5" LCD display, 2 programmable AUX keys - black.	1	
62700011 VAS/101	18 V DC - 1000 mA additional power-supply unit.	1	

AGATAKITVC01

62620760







CODE	DESCRIPTION	QUANTITY	
62020020 DVC/01 ME	Semi-modular, monolith video intercom entry panel for X1 systems - Metal finish.	1	
60090070 DPF NF	Anodized aluminum front plaque, Matt Black finish.	1	
61800020 DCI ME	Frame for recess-mounting entry panels of the Thangram series; Metal finish.	1	
60090050 DSI	Recess-mounting box for entry panels of the Thangram series.	1	
61800030 DPS	Single button with name tag.	1	
61800070 DTS ME	Single cap; Metal finish.	3	
62100370 AGATA VC	Handset video intercom, 3.5" LCD display, 2 programmable AUX keys - white.	1	
62700030 VA/01	18 V DC - 1100 mA power supply unit for Z1 video entry phone systems.	1	

AGATAKITVC04

62620820







CODE	DESCRIPTION	QUANTITY	
62020070 LVC/01	Video entry phone monolithic external unit for X1 system that can be expanded up to 4 calls.	1	
61800040 DPH	Double height single button with name tag.	1	
62100370 AGATA VC	Handset video intercom, 3.5" LCD display, 2 programmable AUX keys - white.	1	
62700011 VAS/101	18 V DC - 1000 mA additional power-supply unit.	1	

FUTURAKITVC04

62621160












CODE	DESCRIPTION	QUANTITY	
62020070 LVC/01	Video entry phone monolithic external unit for X1 system that can be expanded up to 4 calls.	1	
61800040 DPH	Double height single button with name tag.	1	
62100520 FUTURA X1 WH	Speaker video intercom with 7" LCD display, soft touch keys - white.	1	
62700011 VAS/101	18 V DC - 1000 mA additional power-supply unit.	1	

EVKITOPL01

62620580












CODE	DESCRIPTION	QUANTITY	
62020020 DVC/01 ME	Semi-modular, monolith video intercom entry panel for X1 systems - Metal finish.	1	
60090070 DPF NF	Anodized aluminum front plaque, Matt Black finish.	1	
61800020 DCI ME	Frame for recess-mounting entry panels of the Thangram series; Metal finish.	1	
60090050 DSI	Recess-mounting box for entry panels of the Thangram series.	1	
61800030 DPS	Single button with name tag.	1	
61800070 DTS ME	Single cap; Metal finish.	3	
62100270 OPALE WHITE	Speaker video intercom with 3.5" LCD display, with up to 10 programmable AUXs - white.	1	
62800380 OPALESI	Recess-mounting box for Opale-series indoor receivers.	1	
62700030 VA/01	18 V DC - 1100 mA power supply unit for Z1 video entry phone systems.	1	

EVKITOPL11

62620590








CODE	DESCRIPTION	QUANTITY	
62020020 DVC/01 ME	Semi-modular, monolith video intercom entry panel for X1 systems - Metal finish.	1	
60090070 DPF NF	Anodized aluminum front plaque, Matt Black finish.	1	
61800020 DCI ME	Frame for recess-mounting entry panels of the Thangram series; Metal finish.	1	
60090050 DSI	Recess-mounting box for entry panels of the Thangram series.	1	
61800030 DPS	Single button with name tag.	1	
61800070 DTS ME	Single cap; Metal finish.	3	
62100280 OPALE BLACK	Speaker video intercom with 3.5" LCD display, with up to 10 programmable AUXs - black.	1	
62800380 OPALESI	Recess-mounting box for Opale-series indoor receivers.	1	
62700030 VA/01	18 V DC - 1100 mA power supply unit for Z1 video entry phone systems.	1	

LVKITOPL04

62620630








CODE	DESCRIPTION	QUANTITY	
62020070 LVC/01	Video entry phone monolithic external unit for X1 system that can be expanded up to 4 calls.	1	
61800040 DPH	Double height single button with name tag.	1	
62100270 OPALE WHITE	Speaker video intercom with 3.5" LCD display, with up to 10 programmable AUXs - white.	1	
62800380 OPALESI	Recess-mounting box for Opale-series indoor receivers.	1	
62700011 VAS/101	18 V DC - 1000 mA additional power-supply unit.	1	

LVKITOPL14

62620640








CODE	DESCRIPTION	QUANTITY	
62020070 LVC/01	Video entry phone monolithic external unit for X1 system that can be expanded up to 4 calls.	1	
61800040 DPH	Double height single button with name tag.	1	
62100280 OPALE BLACK	Speaker video intercom with 3.5" LCD display, with up to 10 programmable AUXs - black.	1	
62800380 OPALESI	Recess-mounting box for Opale-series indoor receivers.	1	
62700011 VAS/101	18 V DC - 1000 mA additional power-supply unit.	1	

EVKITPEVDNA00

62620690







CODE	DESCRIPTION	QUANTITY	
62020010 DVC/01	Semi-modular, monolith video intercom entry panel for X1 systems.	1	
61800030 DPS	Single button with name tag.	1	
61800320 DNA	Keypad module for digital call and access control to use with entry panels of the Thangram series. Greyhound finish.	1	
62100180 PEV BI	Speaker video intercom with 3.5" LCD display, 2 programmable AUX keys - white.	1	
62700030 VA/01	18 V DC - 1100 mA power supply unit for Z1 video entry phone systems.	1	

XTS 7LVKIT

8K40CF-008







CODE	DESCRIPTION	QUANTITY	
62020070 LVC/01	Video entry phone monolithic external unit for X1 system that can be expanded up to 4 calls.	1	
61800040 DPH	Double height single button with name tag.	1	
840CH-0030 XTS 7 WH WIFI	Full-touch speaker video intercom for X1 system, 7" TFT touch screen display, Wi-Fi and Graphical User Interface - white.	1	
62703310 VAS/100.30	Supplementary 17.5 V DC - 1700 mA power supply unit.	1	

XTS 7LVKIT-BF

8K40CF-009









CODE	DESCRIPTION	QUANTITY	
62020070 LVC/01	Video entry phone monolithic external unit for X1 system that can be expanded up to 4 calls.	1	
61800040 DPH	Double height single button with name tag.	1	
840CH-0050 XTS 7 WH WFBF	Full-touch speaker video intercom for X1 system, 7" TFT touch screen display, Wi-Fi and Graphical User Interface, on-board teleloop - white.	1	
62703310 VAS/100.30	Supplementary 17.5 V DC - 1700 mA power supply unit.	1	

XTS 7IPMTMVKIT

8K40CF-010







CODE	DESCRIPTION	QUANTITY	
62030020 MTMV/IP	Intercom video modules for IP360 systems.	1	
62030040 MTMFVIP	1-button video intercom front panel made of natural anodized satin finish aluminum.	1	
60020170 MTMTPIM	Frame and plaque for 1-module MTM.	1	
60020150 MTMSIIM	Recess-mounting box for 1-module MTM entry panels.	1	
840CH-0060 XTS 7IP WH WIFI	Full touch speaker video intercom for IP360 system, 7" TFT touch-screen display, WiFi and Graphical User Interface - white.	1	
64880830 XNS04P	Switch 4 PoE ports + 2 Uplink ports. Power supply unit included.	1	

GSM KIT

MTMAKGSM-S.A.

8K40CA-001



CODE	DESCRIPTION	QUANTITY	
60020410 MTMA/GSM	Intercom modules for GSM systems.	1	
60020060 MTMFAIP	1-button intercom front panel made of natural anodized satin finish aluminum.	1	
60020170 MTMTPIM	Frame and plaque for 1-module MTM.	1	
60020190 MTMSPIM	Box with rain flap for wall-mounting vertical 1-module MTM entry panels.	1	

notes

Analytical index by code

CODE	ARTICLE	Page	CODE	ARTICLE	Page	CODE	ARTICLE	Page
60020010	MTMA/01	101	60020570	MTMTI3M2	121	60090620	DPF NL	86
60020020	MTMAL/01	102	60020580	MTMTI3M3	121	60090630	DSM	86
60020030	MTM8C	114	60020600	MTMFA0PVR	123	60090640	LSI	73
60020040	MTMA/IP	104	60020610	MTMFA1PVR	123	60090650	LC/01	72
60020050	MTMFA0P	117	60020620	MTMFA2PVR	123	60090660	DMC/01	129
60020060	MTMFA1P	117	60020630	MTMFAL0PVR	123	60090670	DMC/08	129
60020070	MTMFA2P	117	60020640	MTMFAL1PVR	123	60090690	DDSP VR ELU	96
60020080	MTMFAL0P	117	60020650	MTMFAL2PVR	123	60090770	VRAX/1	130
60020090	MTMFAL1P	117	60020660	MTMF2PVR	124	60090780	VRAX/2	130
60020100	MTMFAL2P	117	60020670	MTMF3PVR	124	60090790	VRAX/4	130
60020110	MTMF2P	118	60020680	MTMF4PVR	124	60090810	VRAXX/1	130
60020120	MTMF3P	118	60020690	MTMF8PVR	124	60090820	VRAXX/2	130
60020130	MTMF4P	118	60020700	MTMFKBVR	125	60090830	VRAX/DIGI	130
60020140	MTMF8P	118	60020710	MTMFDYVR	125	60090840	VRAX/DIGI-P	130
60020150	MTMSI1M	120	60020720	MTMFRFIDVR	125	60090850	VRSH/1	132
60020160	MTMSI2M	120	60020730	MTMMCVR	125	60090860	VRSH/2	132
60020170	MTMTP1M	119	60020740	MTMTP1MVR	126	60090890	BPAX/1	130
60020180	MTMTP2M	119	60020750	MTMTP2MVR	126	60090910	BPSH/1	132
60020190	MTMSP1M	122	60020760	MTMTP3MVR	126	60091030	DC/IP ME	80
60020200	MTMSP2M	122	60020770	MTMTP4MVR	126	60240030	AGATA C 200	18
60020210	MTMA/200	103	60020780	MTMFA0PAM	127	60240040	AGATA C/B 200	19
60020220	MTM8C/200	114	60020790	MTMFA1PAM	127	60240050	AGATA C	15
60020230	MTMKB	110	60020800	MTMFA2PAM	127	60240060	AGATA C/B	16
60020240	MTMDY	111	60020810	MTMFAL0PAM	127	60240090	AGATA C F	17
60020250	MTMRFD	112	60020820	MTMFAL1PAM	127	60540010	PEC BI	31
60020260	MTMFRFID	118	60020830	MTMFAL2PAM	127	60540020	PEC NF	32
60020270	MTMFKB	118	60020840	MTMF2PAM	127	61400010	A/01	133
60020280	MTMFDY	118	60020850	MTMF3PAM	127	61800010	DCI	86
60020290	MTMMI	115	60020860	MTMF4PAM	127	61800020	DCI ME	86
60020300	MTMFMI	118	60020870	MTMF8PAM	128	61800030	DPS	73
60020310	MTMMC	116	60020880	MTMFKBAM	128	61800040	DPH	73
60020320	MTMSI3M	120	60020890	MTMFDYAM	128	61800050	DPD	73
60020330	MTMSI4M	120	60020900	MTMFRFIDAM	128	61800060	DTS	87
60020340	MTMTP3M	119	60020910	MTMFNA	118	61800070	DTS ME	87
60020350	MTMTP4M	119	60020920	MTMFBF	118	61800080	DTH	87
60020360	MTMSP3M	122	60020930	MTMFNAVR	125	61800090	DTH ME	87
60020370	MTMSP4M	122	60020940	MTMFNAAM	128	61800290	DRFID	87
60020380	MTMNA	113	60020950	MTMFBFVR	125	61800320	DNA	87
60020390	MTMBFVS	115	60080010	DDC/08 VR	94	61800350	KDIN12	140
60020400	MTMGT	116	60080020	DDC/08 VR ELU	95	61800360	DNA ME	87
60020410	MTMA/GSM	106	60090010	DC/01	81	61800370	DREAD	139
60020420	MTMA/08	105	60090020	DC/01 ME	82	61800380	DDCI VR	96
60020430	MTMSP1M2	122	60090030	DC/08	83	61800390	DTP	88
60020440	MTMSP1M3	122	60090040	DC/08 ME	84	61800410	LTP	73
60020450	MTMSP1M4	122	60090050	DSI	85	61800420	LCI	73
60020460	MTMSP2M2	122	60090060	DPF AL	85	61800430	KDIN4	140
60020470	MTMSP3M2	122	60090070	DPF NF	85	61800440	DMI	88
60020480	MTMSP3M3	122	60090080	DP0	85	61800450	KDIN6	140
60020490	MTMTI1M	120	60090530	DPF ME	85	61800460	DBAD10	88
60020500	MTMTI2M	120	60090540	DDSI VR	96	61800470	DTAG5	88
60020510	MTMTI3M	120	60090550	DDSP VR	96	61800480	KDIN8	140
60020520	MTMTI4M	120	60090560	DPF RS	85	61800490	DMRFID	132
60020530	MTMTI1M2	121	60090570	DPF BL	85	61800680	KT A	20
60020540	MTMTI1M3	121	60090580	DPF BI	85	61800690	ACMR-VR	139
60020550	MTMTI1M4	121	60090590	DPF VD	86	61800710	ACMR-P	139
60020560	MTMTI2M2	121	60090610	DPF AR	86	61800720	ACMR-VR/08	140

CODE	ARTICLE	Page	CODE	ARTICLE	Page	CODE	KIT	Page
61800730	ACMR-P/08	140	62700020	VA/08	133	61700090	LCKITPEC04	142
61800760	DCOMBO	88	62700030	VA/01	133	61700130	LCKITPEC14	142
62020010	DVC/01	76	62703310	VAS/100.30	134	61700320	AGATAKITC04	143
62020020	DVC/01 ME	77	62704701	XAS/301.01	133	61700330	AGATA2KITC04	143
62020030	DVC/08	78	62740020	VSC/08	135	62620430	EVKITPEV01	144
62020040	DVC/08 ME	79	62740030	ETI/XIP	139	62620440	EVKITPEV11	145
62020070	LVC/01	71	62740060	VSC/01	135	62620450	LVKITPEV04	146
62020080	DMVC/01	129	62740110	ETI/miniSER XIP	138	62620460	LVKITPEV14	146
62020090	DMVC/08	129	62740121	ETI/SER XIP V3	138	62620580	EVKITOPLO1	149
62020190	VRVX/1	131	62740130	GCR/08	139	62620590	EVKITOPPL11	150
62020210	VRVX/2	131	62747401	VSE/301.01	135	62620630	LVKITOPL04	151
62020220	VRVX/4	131	62800290	VLS/3	136	62620640	LVKITOPL14	151
62020230	VRVX/6	131	62800310	PCS/XIP	138	62620690	EVKITPEVDNA00	152
62020240	VRVKX/1	131	62800320	PCS/PORTER	138	62620760	AGATAKITVC01	147
62020250	VRVKX/2	131	62800330	RIR/08	136	62620820	AGATAKITVC04	148
62020260	VRVX/DIGI	131	62800360	OPALEKP WHITE	47	62621160	FUTURAKITVC04	148
62020270	VRVX/DIGI-P	131	62800370	OPALEKP BLACK	47	8K40CA-001	MTMAKGSM-S.A.	154
62020330	BPVX/1	131	62800380	OPALESI	47	8K40CF-008	XTS 7LVKIT	152
62020340	DVC/IP ME	75	62800390	OPALE KP WH BF	47	8K40CF-009	XTS 7LVKIT-BF	153
62030010	MTMV/01	107	62800470	VLS/2	136	8K40CF-010	XTS 7IPMTMVKIT	154
62030020	MTMV/IP	108	62800550	KT V	29			
62030030	MTMFV0P	117	62800560	FUTURA-SI	55			
62030040	MTMFV1P	117	62800570	KT VXL	55			
62030050	MTMFV2P	117	62800580	VLS/101M	136			
62030060	MTMV/08	109	62821300	XDV/304	134			
62030070	MTMFV0PVR	123	62822000	XDV/300A	135			
62030080	MTMFV1PVR	123	62822600	XDV/303	134			
62030090	MTMFV2PVR	123	62823300	VCM/2D	137			
62030100	MTMFV1PAM	128	62823400	VCM/2D/500	137			
62030110	MTMFV2PAM	128	62823600	VCM/4D	137			
62030120	MTMFV0PAM	128	62823700	VCM/4D/500	137			
62080010	DDVC/08 VR	91	62825400	VLS/300	136			
62080030	DDVC/08 VR ME1	92	62825800	XDV/304A	134			
62080040	DDVC/08 VR ELU	93	62828000	VCM/1D	137			
62100180	PEV BI	36	62828100	VCM/1D/500	137			
62100190	PEV NF	37	62940010	MITHO SB BI	67			
62100230	PEV BI BF	38	62940020	MITHO SB NF	68			
62100240	PEV NF BF	39	840CC-0010	PEC IP WH	33			
62100250	OPALE W WHITE	43	840CC-0020	PEC IP BK	34			
62100260	OPALE W BLACK	44	840CH-0030	XTS 7 WH WIFI	62			
62100270	OPALE WHITE	45	840CH-0040	XTS 7 BK WIFI	63			
62100280	OPALE BLACK	46	840CH-0050	XTS 7 WH WFBF	64			
62100370	AGATA VC	23	840CH-0060	XTS 7IP WH WIFI	57			
62100380	AGATA VC/B	24	840CH-0070	XTS 7IP BK WIFI	58			
62100430	AGATA VC BF	26	840CH-0080	XTS 7IP WH WFBF	59			
62100440	AGATA VC/B BF	27	840CH-0090	XTS 5IP WH	60			
62100460	AGATA V	22	840CH-0100	XTS 5IP BK	61			
62100480	AGATA V BF	25	840XC-0080	XTS 7SI	65			
62100520	FUTURA X1 WH	51	840XC-0090	XTS 5SI	65			
62100530	FUTURA X1 BK	52	840XC-0100	XTS 7SIC	65			
62100540	FUTURA X2 WH	53	840XC-0110	XTS 5SIC	65			
62100550	FUTURA X2 BK	54	840XC-0120	XTS 7KT	65			
62100560	FUTURA IP WH	49	840XC-0130	XTS 5KT	65			
62100570	FUTURA IP BK	50						
62100580	AGATA VC/B-L	28						
62700011	VAS/101	134						

Analytical index by article

ARTICLE	CODE	Page	ARTICLE	CODE	Page	ARTICLE	CODE	Page
A/01	61400010	133	DPF VD	60090590	86	MTMF3P	60020120	118
ACMR-P	61800710	139	DPH	61800040	73	MTMF3PAM	60020850	127
ACMR-P/08	61800730	140	DPS	61800030	73	MTMF3PVR	60020670	124
ACMR-VR	61800690	139	DREAD	61800370	139	MTMF4P	60020130	118
ACMR-VR/08	61800720	140	DRFID	61800290	87	MTMF4PAM	60020860	127
AGATA C	60240050	15	DSI	60090050	85	MTMF4PVR	60020680	124
AGATA C 200	60240030	18	DSM	60090630	86	MTMF8P	60020140	118
AGATA C F	60240090	17	DTAG5	61800470	88	MTMF8PAM	60020870	128
AGATA C/B	60240060	16	DTH	61800080	87	MTMF8PVR	60020690	124
AGATA C/B 200	60240040	19	DTH ME	61800090	87	MTMFA0P	60020050	117
AGATA V	62100460	22	DTP	61800390	88	MTMFA0PAM	60020780	127
AGATA V BF	62100480	25	DTS	61800060	87	MTMFA0PVR	60020600	123
AGATA VC	62100370	23	DTS ME	61800070	87	MTMFA1P	60020060	117
AGATA VC BF	62100430	26	DVC/01	62020010	76	MTMFA1PAM	60020790	127
AGATA VC/B	62100380	24	DVC/01 ME	62020020	77	MTMFA1PVR	60020610	123
AGATA VC/B BF	62100440	27	DVC/08	62020030	78	MTMFA2P	60020070	117
AGATA VC/B-L	62100580	28	DVC/08 ME	62020040	79	MTMFA2PAM	60020800	127
BPAX/1	60090890	130	DVC/IP ME	62020340	75	MTMFA2PVR	60020620	123
BPSH/1	60090910	132	ETI/miniSER XIP	62740110	138	MTMFAL0P	60020080	117
BPVX/1	62020330	131	ETI/SER XIP V3	62740121	138	MTMFAL0PAM	60020810	127
DBAD10	61800460	88	ETI/XIP	62740030	139	MTMFAL0PVR	60020630	123
DC/01	60090010	81	FUTURA IP BK	62100570	50	MTMFAL1P	60020090	117
DC/01 ME	60090020	82	FUTURA IP WH	62100560	49	MTMFAL1PAM	60020820	127
DC/08	60090030	83	FUTURA X1 BK	62100530	52	MTMFAL1PVR	60020640	123
DC/08 ME	60090040	84	FUTURA X1 WH	62100520	51	MTMFAL2P	60020100	117
DC/IP ME	60091030	80	FUTURA X2 BK	62100550	54	MTMFAL2PAM	60020830	127
DCI	61800010	86	FUTURA X2 WH	62100540	53	MTMFAL2PVR	60020650	123
DCI ME	61800020	86	FUTURA-SI	62800560	55	MTMFBF	60020920	118
DCOMBO	61800760	88	GCR/08	62740130	139	MTMFBFVR	60020950	125
DDC/08 VR	60080010	94	KDIN12	61800350	140	MTMFDY	60020280	118
DDC/08 VR ELU	60080020	95	KDIN4	61800430	140	MTMFDYAM	60020890	128
DDCI VR	61800380	96	KDIN6	61800450	140	MTMFDYVR	60020710	125
DDSI VR	60090540	96	KDIN8	61800480	140	MTMFKB	60020270	118
DDSP VR	60090550	96	KT A	61800680	20	MTMFKBAM	60020880	128
DDSP VR ELU	60090690	96	KT V	62800550	29	MTMFKBVR	60020700	125
DDVC/08 VR	62080010	91	KT VXL	62800570	55	MTMFMI	60020300	118
DDVC/08 VR ELU	62080040	93	LC/01	60090650	72	MTMFNA	60020910	118
DDVC/08 VR ME1	62080030	92	LCI	61800420	73	MTMFNAAM	60020940	128
DMC/01	60090660	129	LSI	60090640	73	MTMFNAVR	60020930	125
DMC/08	60090670	129	LTP	61800410	73	MTMFRFID	60020260	118
DMI	61800440	88	LVC/01	62020070	71	MTMFRFIDAM	60020900	128
DMRFID	61800490	132	MITHO SB BI	62940010	67	MTMFRFIDVR	60020720	125
DMVC/01	62020080	129	MITHO SB NF	62940020	68	MTMFV0P	62030030	117
DMVC/08	62020090	129	MTM8C	60020030	114	MTMFV0PAM	62030120	128
DNA	61800320	87	MTM8C/200	60020220	114	MTMFV0PVR	62030070	123
DNA ME	61800360	87	MTMA/01	60020010	101	MTMFV1P	62030040	117
DP0	60090080	85	MTMA/08	60020420	105	MTMFV1PAM	62030100	128
DPD	61800050	73	MTMA/200	60020210	103	MTMFV1PVR	62030080	123
DPF AL	60090060	85	MTMA/GSM	60020410	106	MTMFV2P	62030050	117
DPF AR	60090610	86	MTMA/IP	60020040	104	MTMFV2PAM	62030110	128
DPF BI	60090580	85	MTMAL/01	60020020	102	MTMFV2PVR	62030090	123
DPF BL	60090570	85	MTMBFVS	60020390	115	MTMGT	60020400	116
DPF ME	60090530	85	MTMDY	60020240	111	MTMKB	60020230	110
DPF NF	60090070	85	MTMF2P	60020110	118	MTMMC	60020310	116
DPF NL	60090620	86	MTMF2PAM	60020840	127	MTMMCVR	60020730	125
DPF RS	60090560	85	MTMF2PVR	60020660	124	MTMMI	60020290	115

ARTICLE	CODE	Page	ARTICLE	CODE	Page	KIT	CODE	Page
MTMNA	60020380	113	VA/01	62700030	133	AGATA2KITC04	61700330	143
MTMRFID	60020250	112	VA/08	62700020	133	AGATAKITC04	61700320	143
MTMSI1M	60020150	120	VAS/100.30	62703310	134	AGATAKITVC01	62620760	147
MTMSI2M	60020160	120	VAS/101	62700011	134	AGATAKITVC04	62620820	148
MTMSI3M	60020320	120	VCM/1D	62828000	137	EVKITOPLO1	62620580	149
MTMSI4M	60020330	120	VCM/1D/500	62828100	137	EVKITOPPL11	62620590	150
MTMSP1M	60020190	122	VCM/2D	62823300	137	EVKITPEV01	62620430	144
MTMSP1M2	60020430	122	VCM/2D/500	62823400	137	EVKITPEV11	62620440	145
MTMSP1M3	60020440	122	VCM/4D	62823600	137	EVKITPEVDNA00	62620690	152
MTMSP1M4	60020450	122	VCM/4D/500	62823700	137	FUTURAKITVC04	62621160	148
MTMSP2M	60020200	122	VLS/101M	62800580	136	LCKITPEC04	61700090	142
MTMSP2M2	60020460	122	VLS/2	62800470	136	LCKITPEC14	61700130	142
MTMSP3M	60020360	122	VLS/3	62800290	136	LVKITOPL04	62620630	151
MTMSP3M2	60020470	122	VLS/300	62825400	136	LVKITOPL14	62620640	151
MTMSP3M3	60020480	122	VRAXX/1	60090810	130	LVKITPEV04	62620450	146
MTMSP4M	60020370	122	VRAXX/2	60090820	130	LVKITPEV14	62620460	146
MTMTI1M	60020490	120	VRAX/1	60090770	130	MTMAKGSM-S.A.	8K40CA-001	154
MTMTI1M2	60020530	121	VRAX/2	60090780	130	XTS 7IPMTMVKIT	8K40CF-010	154
MTMTI1M3	60020540	121	VRAX/4	60090790	130	XTS 7LVKIT	8K40CF-008	152
MTMTI1M4	60020550	121	VRAX/DIGI	60090830	130	XTS 7LVKIT-BF	8K40CF-009	153
MTMTI2M	60020500	120	VRAX/DIGI-P	60090840	130			
MTMTI2M2	60020560	121	VRSH/1	60090850	132			
MTMTI3M	60020510	120	VRSH/2	60090860	132			
MTMTI3M2	60020570	121	VRVKX/1	62020240	131			
MTMTI3M3	60020580	121	VRVKX/2	62020250	131			
MTMTI4M	60020520	120	VRVX/1	62020190	131			
MTMTP1M	60020170	119	VRVX/2	62020210	131			
MTMTP1MVR	60020740	126	VRVX/4	62020220	131			
MTMTP2M	60020180	119	VRVX/6	62020230	131			
MTMTP2MVR	60020750	126	VRVX/DIGI	62020260	131			
MTMTP3M	60020340	119	VRVX/DIGI-P	62020270	131			
MTMTP3MVR	60020760	126	VSC/01	62740060	135			
MTMTP4M	60020350	119	VSC/08	62740020	135			
MTMTP4MVR	60020770	126	VSE/301.01	62747401	135			
MTMV/01	62030010	107	XAS/301.01	62704701	133			
MTMV/08	62030060	109	XDV/300A	62822000	135			
MTMV/IP	62030020	108	XDV/303	62822600	134			
OPALE BLACK	62100280	46	XDV/304	62821300	134			
OPALE KP WH BF	62800390	47	XDV/304A	62825800	134			
OPALE W BLACK	62100260	44	XTS 5IP BK	840CH-0100	61			
OPALE W WHITE	62100250	43	XTS 5IP WH	840CH-0090	60			
OPALEKP BLACK	62800370	47	XTS 5KT	840XC-0130	65			
OPALEKP WHITE	62800360	47	XTS 5SI	840XC-0090	65			
OPALESI	62800380	47	XTS 5SIC	840XC-0110	65			
PCS/PORTER	62800320	138	XTS 7 BK WIFI	840CH-0040	63			
PCS/XIP	62800310	138	XTS 7 WH WFBF	840CH-0050	64			
PEC BI	60540010	31	XTS 7 WH WIFI	840CH-0030	62			
PEC IP BK	840CC-0020	34	XTS 7IP BK WIFI	840CH-0070	58			
PEC IP WH	840CC-0010	33	XTS 7IP WH WFBF	840CH-0080	59			
PEC NF	60540020	32	XTS 7IP WH WIFI	840CH-0060	57			
PEV BI	62100180	36	XTS 7KT	840XC-0120	65			
PEV BI BF	62100230	38	XTS 7SI	840XC-0080	65			
PEV NF	62100190	37	XTS 7SIC	840XC-0100	65			
PEV NF BF	62100240	39						
RIR/08	62800330	136						

CAME  BPT

**CAME S.p.A.**

Via Martiri della Libertà, 15
31030 Dosson di Casier
Treviso - ITALY

EUROPE**ITALY**

CAME S.p.A., Treviso
CAME Italia, Treviso
GO, Pordenone

BELGIUM

CAME Benelux, Lessines

CROATIA

CAME Adriatic, Kastav

FRANCE

CAME France, Paris
URBACO, Avignone

GERMANY

CAME Deutschland GmbH,
Stuttgart

IRELAND

CAME BPT Ireland, Dublin

NETHERLANDS

CAME Nederland, Breda

POLAND

CAME Poland, Warszawa

PORTUGAL

CAME Portugal, Lisbon

RUSSIA

CAME Rus, Moscow

SPAIN

CAME Spain, Madrid
PARKARE, Barcelona

UK

CAME United Kingdom,
Nottingham
CAME PARKARE UK, Bristol

ASIA**INDIA**

CAME India Automation
Solutions,
New Delhi

U.A.E.

CAME Gulf, Dubai

AMERICAS**BRAZIL**

CAME do Brasil Serviços de
Automação, São Paulo

CHILE

CAME PARKARE Chile, Santiago

MEXICO

CAME Automatismos de Mexico,
Mexico City
CAME PARKARE México,
México D.F.

PERÚ

CAME PARKARE Perú, Lima

USA

CAME Americas Automation,
Miami

AFRICA**SOUTH AFRICA**

CAME BPT South Africa,
Johannesburg



© KBCENVC018 - 2018 - EN/EX

YOU MAY NOT EVEN PARTIALLY REPRODUCE THIS DOCUMENT

CAME RESERVES THE RIGHT TO MAKE ANY CHANGES TO THIS DOCUMENT AT ANY TIME



CAME S.p.A.

is has the following Quality, Environmental and Safety
certifications:

UNI EN ISO 9001

UNI EN ISO 14001

BS OHSAS 18001

CAME.COM